

Financial Management Report

Actuals through December 31, 2022



Table of Contents

2022 Annual Report Section

Executive Summary	2
Annual Sales Tax Report	3
Stoplight Chart by Revenue Type	4
Stoplight Chart by Expenditure Type	5
Revenue to Expenditure Comparison-No Transfers	6
Cash Balances by Fund	7
Debt Outstanding & Legal Debt Capacity	8
Fund Summary: Budget, Monthly Actual, YTD Actual Expenditures	9
Graphs	
• Property Tax	11
• REET 1 & 2	12
• Sales Tax	13
• Surface Water Fees	14
• Building Permits	15
• Building Plan Check Fees	16
• Interest Income	17
Employment by Type	18

2021/2022 Biennial Report Section

Biennial Budget to Actual Comparison-Revenues & Expenditures	20
Revenue Detail by Fund	21
Expenditure Detail by Fund & Department	35

Investment Section

Investment Graphs	72
-----------------------------	----

2022 Annual Report Section

Executive Summary

Economy: Inflation as measured by CPI-U continues to be a major concern, although the year over year increase has slowed a bit since June. The year over year increase on the national level was 6.5% and it was 8.4% for the Seattle-Bellevue-Tacoma area in December, according to the the U.S. Bureau of Labor Statistics. The unemployment rate was 3.5% on the national level and it was 2.5% for Sammamish in December. Seattle-Tacoma-Bellevue area home prices declined in the second half of 2022 and finished the year 1.8% below the prior year, according to the Case-Schiller, not seasonally adjusted index.

Revenues: Total revenues for the year are \$1.3 million above 2021 levels. Some individual variances are briefly explained below:

- Taxes in total are slightly more than they were for last year. Variances by type of tax are outlined below:
 - *Property tax revenue is \$2.0 million higher for the year compared to 2021. This variance is due to taking the remaining banked capacity, the allowable 1% annual increase and to new construction.
 - *Sales taxes, including both general sales taxes and the City's share of criminal justice sales taxes are \$0.7 million higher compared to 2021. The year over year increase is primarily due to an increase in tax revenues from the contracting and the services sectors. Much of this increase is likely due to inflation causing higher prices and therefore more sales tax revenue.
 - *Real Estate Excise Tax revenue for the year is down over \$2.6 million compared to 2021. The median sales price on real estate this year is \$1.47 million, a 5% year over year increase, yet there has been a 39% decrease in the number of homes sold (from 1,453 to 887 this year).
- Licenses/Permits and Charges for Goods & Services categories need to be combined to be compared to prior years as some development revenue accounts have moved between these categories. Combined, these two revenue categories are \$2.5 million higher for 2022 compared to 2021.
- Intergovernmental revenues are \$3.0 million lower in 2022 than in 2021. The year over year reduction in revenue is primarily due to the receipt of a two large grants in 2021, one for \$1.6 million from the WA State Department of Transportation and one for \$1.5 million from King County Conservation Futures.
- Miscellaneous revenues are \$1.7 million higher in 2022 than in 2021 mainly due to receiving \$1.1 million more in interest income and also from compensation on an insurance claim of \$0.5 million in 2022.

REVENUE TYPE	2021 ACTUAL	YTD '21 ACTUAL	2022 BUDGET	2022 ACTUAL	PERCENT COLLECTED	22-21 YTD \$ VARIANCE
Taxes	\$ 51,852,363	\$ 51,852,363	\$ 49,317,625	\$ 51,915,181	105%	\$ 62,818
Licenses/Permits	1,831,215	1,831,215	1,620,000	3,009,990	186%	1,178,775
Intergovernmental	7,113,407	7,113,407	10,274,248	4,083,300	40%	(3,030,106)
Chgs Goods/Svcs	12,746,211	12,746,211	13,356,701	14,047,311	105%	1,301,100
Fines & Forfeits	111,718	111,718	398,000	154,462	39%	42,743
Miscellaneous	1,584,341	1,584,341	1,263,440	3,315,127	262%	1,730,786
TOTAL	\$ 75,239,255	\$ 75,239,255	\$ 76,230,014	\$ 76,525,371	100%	\$ 1,286,116

Expenditures: Total expenditures for the year are \$7.7 million lower than 2021. Personnel costs are \$1.7 million higher than last year, due to regular step and COLA increases, yet these costs finished the year below budget due to vacancies. Police and fire contract spending is higher year over year by \$0.4 million due to higher year over year contracted cost increases. Expenditures on debt servicing are \$0 for the year as the debt was paid off in 2021. Capital spending is down year over year largely due to over \$7 million spent from the Transportation Capital Fund on Issaquah Fall City Road in 2021. Capital spending finished the year only spending 18% of the annual budget primarily because park's only spent 6% of their annual budgeted amount.

EXPENDITURE TYPE	2021 ACTUAL	YTD 21 ACTUAL	2022 BUDGET	2022 YTD ACTUAL	PERCENT EXPENDED	22-21 YTD \$ VARIANCE
Personnel	\$ 16,906,808	\$ 16,906,808	\$ 21,393,150	\$ 18,611,690	87%	\$ 1,704,883
Maintenance & Oper	15,846,093	15,846,093	22,074,166	16,903,612	77%	1,057,519
Police & Fire Contracts	15,865,009	15,865,009	16,702,114	16,225,398	97%	360,389
Debt	546,256	546,256	-	-		(546,256)
Capital	15,031,137	15,031,137	26,009,763	4,736,280	18%	(10,294,858)
TOTAL	\$ 64,195,303	\$ 64,195,303	\$ 86,179,193	\$ 56,476,980	66%	\$ (7,718,323)

Combined Total: For the year, for all funds, the City's total revenue was \$1.3 million higher than 2021 and the expenditures were \$7.7 lower than 2021, for a combined \$9.0 million improvement compared to 2021. In addition, the City had budgeted to spend \$9.9 million more than revenues, but instead total revenues exceed actual expenditures by \$20.0 million, primarily due to capital spending.

City of Sammamish Sales Tax Annual Sales Tax Report

There is typically a two-month lag in sales tax reporting, however, this report was completed a few months after the calendar year ended and revenues have been accrued to the month where they were earned.

Retail sales tax revenue for the City of Sammamish grew an average of 4.7% per year between the years of 2018 and 2022. The highest positive change occurred between 2020 and 2021 and the biggest decline occurred between 2018 and 2019. Sales tax revenues received by the city were also impacted by a 2018 Supreme Court case where it was ruled that online purchases would be taxed and the tax would be distributed to the location where the product was shipped. Inflation for the Seattle-Tacoma-Bellevue area has also influenced the amount of sales tax revenue the city has received. The CPI-U has been included in the table and chart shown below and it can be assumed that as the costs of goods rise, the city receives a larger amount of tax revenue in each category. Some observations related to the data are included below:

General Merchandise/Miscellaneous Retail is a large category containing the majority of purchased goods. This category grew 13.9% annually, on average, between 2018 and 2022 primarily due to an increase in online purchases. In particular, purchases of home furnishing, clothing and accessories, home decor, electronics, sporting goods and items classified as general merchandise have led the increase within this category.

Contracting was the category the city received the most sales tax from back when the city was growing and constructing many homes. Between 2018 and 2020 the amount of revenue received from this category declined as there were a few building moratoriums and an overall decline in local construction. In the last couple of years, revenue from this category has started to increase, but has not yet reached the level seen in 2018.

Services sales tax revenue grew an average of 12.0% per year between 2018 and 2022. The main contributor to the growth within this sector is from a sub-category called Administrative and Support. This includes all sorts of business, office, facilities and other types of services, with the main contributor due to expanded technology services.

Wholesale tax revenues have increased 12.7% annually between 2018 and 2021, with the majority of this increase occurring prior to 2022.

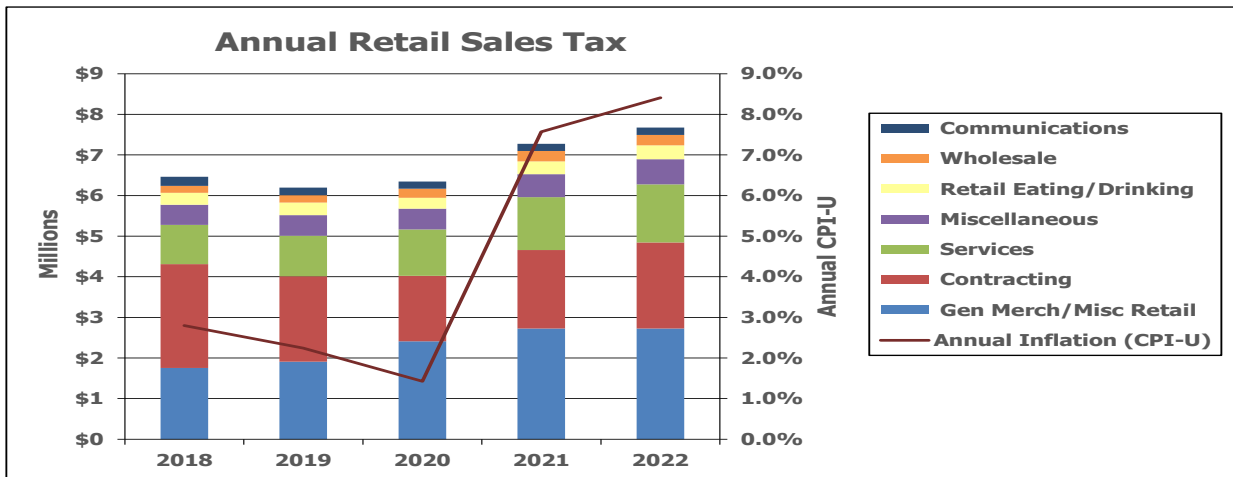
Miscellaneous sales tax revenue increased at an average annual rate of 6.3%, primarily as a result of higher sales related to businesses within the finance, real estate, transportation and warehousing sectors.

Retail Eating/Drinking sales tax revenues grew at an average annual rate of 4.0%. This is due both higher sales at some establishments and to increasing prices due to inflation.

Communications shows an average annual decline in sales tax revenue of 4.5%. This is primarily due to consumers changing their communication preferences.

Business Sector Group	2018	2019	2020	2021	2022	Average % Change*
Gen Merch/Misc Retail	1,754,331	1,906,439	2,408,191	2,727,928	2,726,372	13.9%
Contracting	2,558,267	2,104,716	1,614,494	1,930,376	2,118,911	-4.3%
Services	965,257	999,021	1,142,932	1,300,324	1,428,557	12.0%
Miscellaneous	496,898	506,723	509,901	566,361	621,639	6.3%
Retail Eating/Drinking	294,310	308,669	270,030	314,904	341,357	4.0%
Wholesale	168,980	180,133	221,303	256,802	254,680	12.7%
Communications	221,371	187,293	175,121	177,838	181,325	-4.5%
Total	6,459,415	6,192,994	6,341,973	7,274,534	7,672,841	4.7%
Annual % Change		-4.1%	2.4%	14.7%	5.5%	4.7%
Annual Inflation (CPI-U)		2.2%	1.4%	7.6%	8.4%	5.2%

*Note: The 5.2% average annual % change in inflation was calculated by taking the raw numbers for 2018 and 2022 and averaging the 4 year change.



TOP BUDGETED REVENUE ITEMS BY TYPE (NO TRANSFERS)
Actuals thru December 31, 2022

	2021 ACTUAL	Revenue Description	Annual BUDGET	Year-to-Date ACTUAL	Percent collected	Balance To Go	
Column:	(A)	(B)	(C)	(D)	(E)	(F)	
Calculation:					(D/C)	(C-D)	
\$	31,944,319	Property Tax	\$ 33,322,125	\$ 33,909,110	101.76%	\$ (586,985)	
	7,274,534	Sales & Use Tax	6,300,000	7,672,841	121.79%	(1,372,841)	
	9,040,804	Surface Water Fees	9,200,000	9,521,707	103.50%	(321,707)	
	1,363,629	Street Fuel Tax	1,387,000	1,344,531	96.94%	42,469	
	2,195,415	Local Crim Justice Sales Tax	2,000,000	2,459,107	122.96%	(459,107)	
	260,875	Investment Interest Earnings	236,000	1,616,772	685.07%	(1,380,772)	
	533,299	Building Permits*	1,024,000	1,740,689	169.99%	(716,689)	
	695,598	Cable Franchise Fee	690,000	679,653	98.50%	10,347	
	983,296	Liquor Fees	987,100	1,005,818	101.90%	(18,718)	
	444,230	Building Plan Check Fees*	1,235,000	1,748,062	141.54%	(513,062)	
\$	54,735,999	Total Top 10 Operating	\$ 56,381,225	\$ 61,698,289	109.43%	\$ (5,317,064)	
\$	10,099,510	Real Estate Excise Tax - #1 & #2	\$ 7,400,000	\$ 7,496,965	101.31%	\$ (96,965)	
	424,376	Traffic Impact Fees	680,000	700,271	102.98%	(20,271)	
	303,255	Parks Impact Fees	467,500	357,167	76.40%	110,333	
\$	10,827,141	Top 3 Capital Recurring	\$ 8,547,500	\$ 8,554,403	100.08%	\$ (6,903)	
\$	12,023,332	Other Revenues (NO Transfers)	\$ 11,301,289	\$ 6,272,680	55.50%	\$ 5,028,609	
\$	77,586,471	TOTAL REVENUES	\$ 76,230,014	\$ 76,525,371	100.39%	\$ (295,357)	

* The accounts included in these revenue rows changed between 2021 and 2022, based on the Fee Study.

LEGEND:

- Green = Annual Performance is within expectations set in the budget
- Yellow = Annual performance indicates this may become an area of concern in the future
- Red = Annual Performance in this area is a cause for concern

BUDGETED EXPENDITURES BY CATEGORY (NO TRANSFERS)

Actuals thru December 31, 2022

	2021		Annual	Year-to-Date	Percent	Balance	
	<u>ACTUAL</u>	<u>Expenditure Category</u>	<u>BUDGET</u>	<u>ACTUAL</u>	<u>Expended</u>	<u>To Go</u>	
<i>Column:</i>	<i>(A)</i>	<i>(B)</i>	<i>(C)</i>	<i>(D)</i>	<i>(E)</i>	<i>(F)</i>	
<i>Calculation:</i>					<i>(D/C)</i>	<i>(C-D)</i>	
	\$ 16,906,808	Personnel	\$ 21,393,150	\$ 18,611,690	87.00%	\$ 2,781,460	●
	1,040,252	Supplies	1,807,770	1,704,190	94.27%	103,580	●
	14,805,841	Services & Charges	20,266,396	15,199,423	75.00%	5,066,973	●
	10,256	Intergovernmental Debt	-	-		-	
	8,030,392	EF&R Contract	8,132,914	8,357,694	102.76%	(224,780)	●
	7,834,617	Police Contract	8,569,200	7,867,704	91.81%	701,496	●
	15,031,137	Capital	26,009,763	4,736,280	18.21%	21,273,483	●
	536,000	Debt Service	-	-		-	●
	\$ 64,195,303	TOTAL EXPENDITURES	\$ 86,179,193	\$ 56,476,980	65.53%	\$ 29,702,213	●

LEGEND:



Green = Annual Performance is within expectations set in the budget



Yellow = Annual performance indicates this may become an area of concern in the future

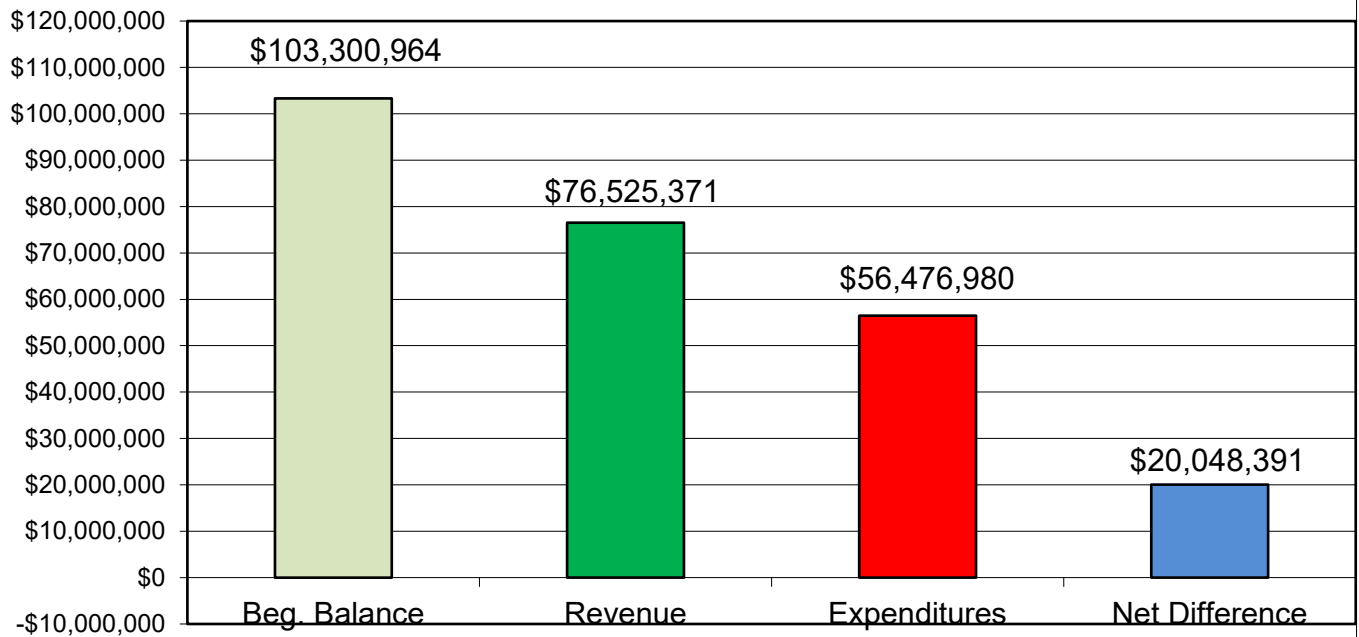


Red = Annual Performance in this area is a cause for concern

**City of Sammamish
Fund Summary
Year-to-Date Actual Revenue to Expenditure Comparison-NO TRANSFERS
Month Ending December 31, 2022**

Fund	Fund Name	Reference Only 2022 Beg. Balance	YTD Actual Revenue	YTD Actual Expenditures	Rev-Exp YTD Net Difference
001	General Fund	\$ 44,775,689	\$ 54,092,429	\$ 43,598,224	\$ 10,494,205
002	ARPA Fund	-	152,207	152,207	-
101	Street Fund	-	1,344,531	-	1,344,531
301	Gen Gov't Capital Projects Fund	3,948,381	72,443	1,294,416	(1,221,972)
302	Parks Capital Improvements Fund	26,802,536	5,316,836	706,949	4,609,888
340	Transportation CIP Fund	13,723,505	4,950,966	1,343,252	3,607,713
408	Surface Water Management Fund	5,967,301	9,750,906	4,315,716	5,435,190
438	Surface Water Capital Projects	4,389,447	698,473	689,441	9,033
501	Equipment Rental & Replacement	1,719,514	97,376	591,569	(494,193)
502	Technology Replacement	1,585,668	27,062	3,273,094	(3,246,032)
503	Risk Management	388,923	22,142	512,113	(489,971)
Total of All Funds		\$ 103,300,964	\$ 76,525,371	\$ 56,476,980	\$ 20,048,391

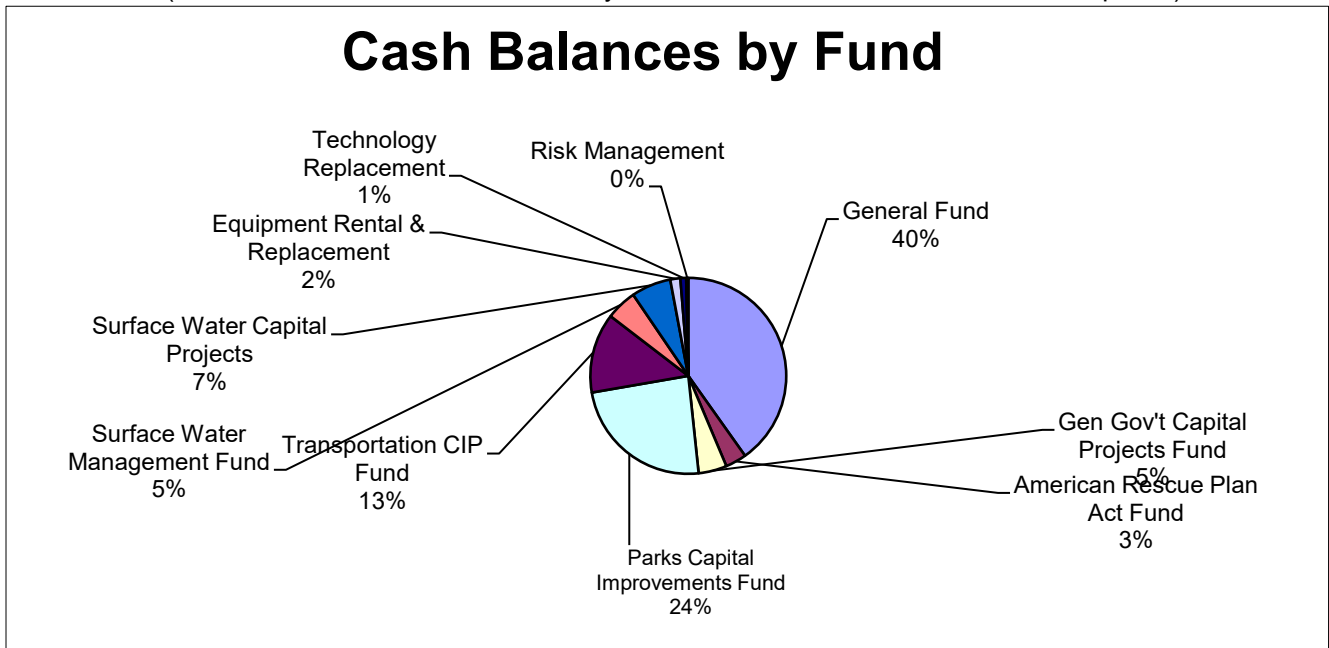
**YTD - Summary of Real Dollars
(No Interfund Transfers)**



**City of Sammamish
Fund Summary
Cash Balances by Fund*
Month Ending December 31, 2022**

Fund	Fund Name	Ending Cash
001	General Fund	\$ 52,860,055
002	American Rescue Plan Act Fund	4,574,965
301	Gen Gov't Capital Projects Fund	6,143,837
302	Parks Capital Improvements Fund	31,522,906
340	Transportation CIP Fund	17,297,639
408	Surface Water Management Fund	6,682,672
438	Surface Water Capital Projects	8,610,818
501	Equipment Rental & Replacement	2,188,521
502	Technology Replacement	1,254,320
503	Risk Management	451,952
Total \$		131,587,687

*(Fund Cash is Consolidated in the City's Investment Portfolio for Investment Purposes)



City of Sammamish
Debt Outstanding and Legal Debt Capacity
Month Ending December 31, 2022

The city has no outstanding debt.

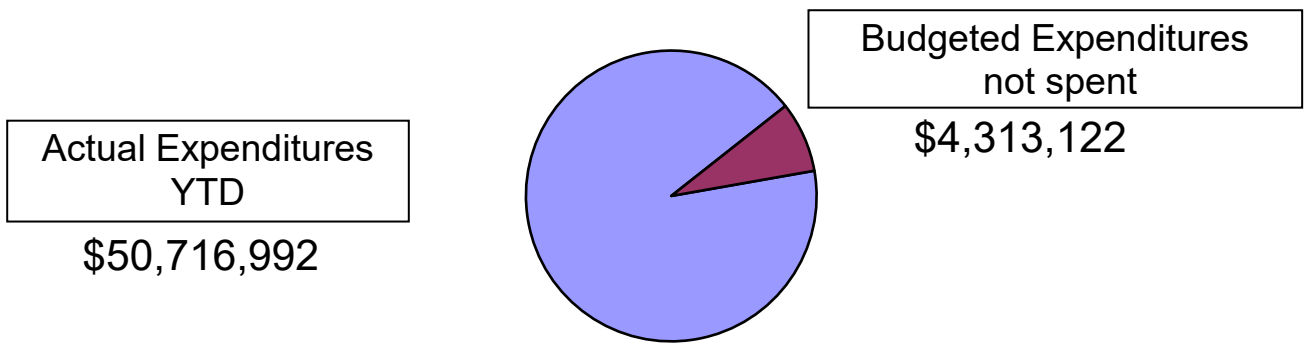
Legal Debt Capacity				
Assessed Valuation for 2022 Property Taxes - \$24,007,010,293				
Debt Limits	General Capacity		Parks/Open Space	Total
	Non-Voted	Voted		
2.5% of AV	\$ -	\$ 600,175,257	\$ 600,175,257	\$ 1,200,350,515
1.5% of AV	360,105,154	(360,105,154)	-	-
Legal Limit	\$ 360,105,154	\$ 240,070,103	\$ 600,175,257	\$ 1,200,350,515
Less Outstanding Debt:	\$ -	\$ -	\$ -	\$ -
Remaining Capacity	\$ 360,105,154	\$ 240,070,103	\$ 600,175,257	\$ 1,200,350,515

City of Sammamish
Summary of Expenditures by Fund
Budget to Actual Expenditure Comparison
Month Ending December 31, 2022

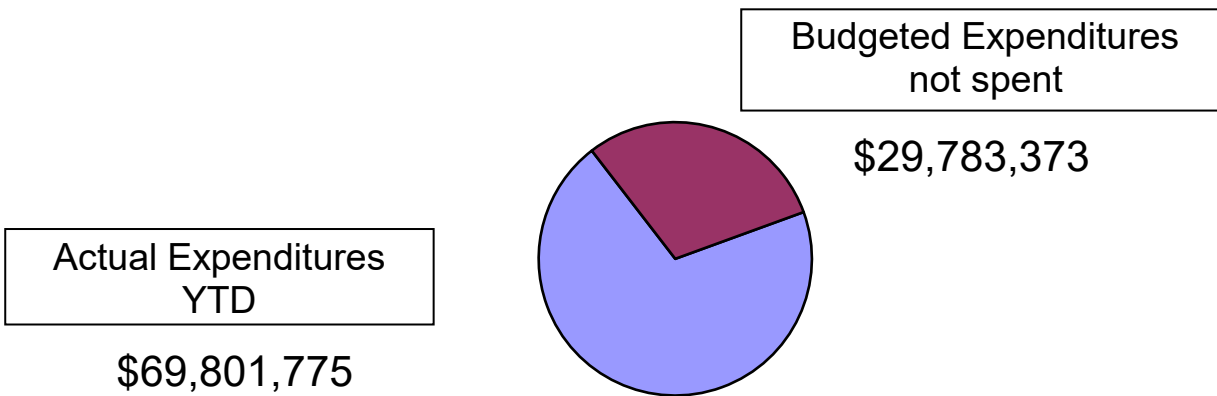
Department	Section	2022 BUDGET	Monthly Actual	YTD Actual Expended	YTD % Expended
City Council		\$ 399,900	\$ 44,340	\$ 330,395	83%
City Manager	Administration	\$ 949,100	\$ 64,945	\$ 1,144,700	121%
	Communications	427,900	32,961	382,449	89%
	Total	\$ 1,377,000	\$ 97,906	\$ 1,527,149	111%
Finance		\$ 1,379,750	\$ 122,113	\$ 1,316,562	95%
Legal Services		\$ 1,796,200	\$ 234,547	\$ 1,015,826	57%
Administrative Services	City Clerk	\$ 671,600	\$ 260,152	\$ 1,063,126	158%
	Human Resources	537,120	33,705	521,147	97%
	Administration	511,200	182,617	362,760	0%
	Total	\$ 1,719,920	\$ 476,474	\$ 1,947,034	113%
Facilities		\$ 2,318,400	\$ 493,165	\$ 2,045,362	88%
Police Services		\$ 8,995,000	\$ 1,446,058	\$ 8,145,244	91%
Fire Services		\$ 8,138,564	\$ 779,244	\$ 8,363,334	103%
Emergency Management		\$ 314,600	\$ 161,266	\$ 329,185	105%
Public Works	Administration	\$ 768,980	\$ 74,432	\$ 688,865	90%
	Engineering	2,168,400	231,389	1,845,431	85%
	Traffic	2,259,220	325,539	1,552,276	69%
	Maintenance	4,217,210	955,944	3,383,608	80%
	Total	\$ 9,413,810	\$ 1,587,304	\$ 7,470,180	79%
Social & Human Services		\$ 743,700	\$ 199,449	\$ 715,399	96%
Community Development	Planning	\$ 2,879,250	\$ 463,370	\$ 2,853,965	99%
	Building	1,677,100	143,088	1,389,614	83%
	Permit Center	601,850	38,810	479,432	80%
	Total	\$ 5,158,200	\$ 645,268	\$ 4,723,011	92%
Parks & Recreation	Arts/Culture Programs	\$ 151,050	\$ 7,884	\$ 60,680	40%
	P&R Administration	696,710	74,450	638,569	92%
	Volunteer Services	303,100	17,021	197,525	65%
	Planning & Dev'l	558,400	40,300	400,309	72%
	Recreation Prgms	829,700	61,495	719,330	87%
	Park Resource Mgt	3,255,300	335,605	2,877,695	88%
	Total	\$ 5,794,260	\$ 536,756	\$ 4,894,108	84%
Non-Departmental	Other Gen Gov't Svcs	\$ 4,050,410	\$ 306,490	\$ 4,191,652	103%
	Covid Response	-	95,322	242,398	*
	Pollution Control	62,400	-	62,356	100%
	Public Health	18,000	5,210	10,390	58%
	Interfund Transactions	3,350,000	279,167	3,387,409	101%
	Total	\$ 7,480,810	\$ 686,190	\$ 7,894,204	106%
TOTAL GENERAL FUND		\$ 55,030,114	\$ 7,510,079	\$ 50,716,992	92%

Other Funds	Fund Name	Annual Budget	Mo. Amount	Actual Expended	% Expended
	002 ARPA Fund	\$ 2,379,956	\$ 25,322	\$ 152,207	6%
	101 Street Fund	\$ 1,463,100	\$ 102,950	\$ 1,344,531	92%
	301 Gen Gov't CIP	\$ 2,930,000	\$ 92,825	\$ 1,294,416	44%
	302 Park's CIP Fund	\$ 14,264,000	\$ 162,918	\$ 706,949	5%
	340 Transportation CIP	\$ 4,178,700	\$ 204,224	\$ 1,343,252	32%
	408 Surface Wtr Mgt	\$ 10,805,346	\$ 1,095,675	\$ 9,177,211	85%
	438 Surface Wtr Cap Prj.	\$ 4,166,500	\$ 139,238	\$ 689,441	17%
	501 Equipment Rental	\$ 590,632	\$ 124,300	\$ 591,569	100%
	502 Information Technology	\$ 3,223,800	\$ 488,164	\$ 3,273,094	102%
	503 Risk Mgt Fund	\$ 553,000	\$ -	\$ 512,113	93%
EXPENDITURE TOTALS		\$ 99,585,148	\$ 9,945,695	\$ 69,801,775	70%

Total General Fund Expenditures YTD



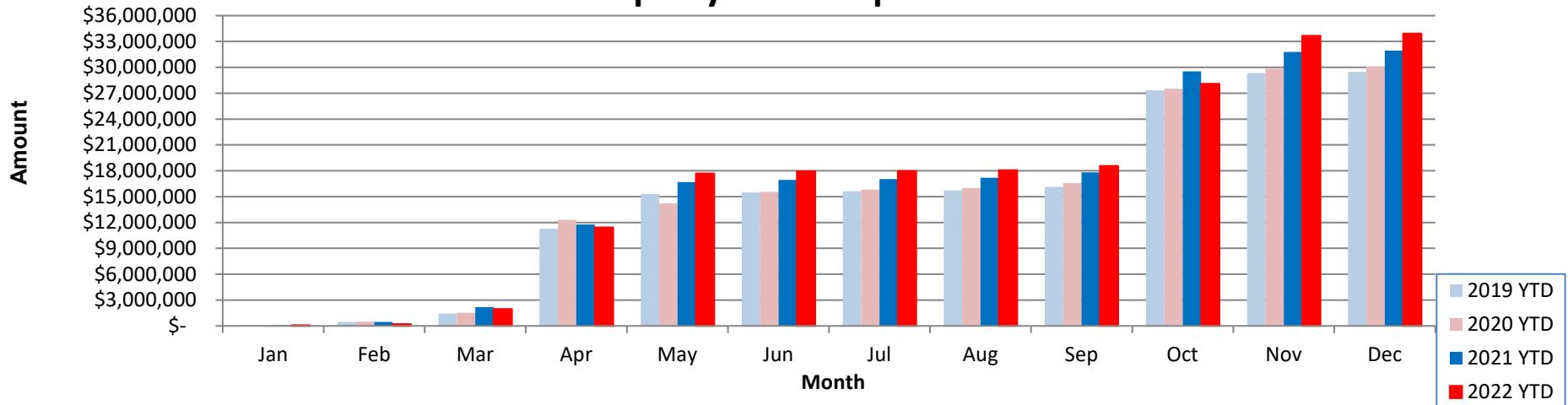
Total All Fund Expenditures YTD



**City of Sammamish
Year to Year Revenue Comparison
Property Taxes**

Month	2019	2019 YTD	2020	2020 YTD	2021	2021 YTD	2022	2022 YTD	Variance YTD
Jan	\$ 76,225	\$ 76,225	\$ 54,840	\$ 54,840	\$ 92,166	\$ 92,166	\$ 82,153	\$ 82,153	\$ (10,013)
Feb	\$ 370,883	\$ 447,108	\$ 435,845	\$ 490,685	\$ 358,102	\$ 450,268	\$ 127,591	\$ 209,744	\$ (240,524)
Mar	\$ 980,197	\$ 1,427,305	\$ 1,033,954	\$ 1,524,639	\$ 1,748,847	\$ 2,199,115	\$ 1,753,902	\$ 1,963,646	\$ (235,469)
Apr	\$ 9,843,285	\$ 11,270,590	\$ 10,783,648	\$ 12,308,287	\$ 9,578,457	\$ 11,777,572	\$ 9,450,627	\$ 11,414,273	\$ (363,299)
May	\$ 4,054,756	\$ 15,325,346	\$ 1,913,019	\$ 14,221,306	\$ 4,913,877	\$ 16,691,449	\$ 6,282,371	\$ 17,696,644	\$ 1,005,195
Jun	\$ 182,485	\$ 15,507,831	\$ 1,338,356	\$ 15,559,661	\$ 258,807	\$ 16,950,256	\$ 231,894	\$ 17,928,538	\$ 978,282
Jul	\$ 111,418	\$ 15,619,249	\$ 255,149	\$ 15,814,811	\$ 95,559	\$ 17,045,815	\$ 52,100	\$ 17,980,638	\$ 934,823
Aug	\$ 110,287	\$ 15,729,536	\$ 193,443	\$ 16,008,254	\$ 139,555	\$ 17,185,370	\$ 101,553	\$ 18,082,191	\$ 896,821
Sep	\$ 403,918	\$ 16,133,454	\$ 563,750	\$ 16,572,004	\$ 616,636	\$ 17,802,006	\$ 483,310	\$ 18,565,501	\$ 763,495
Oct	\$ 11,219,272	\$ 27,352,726	\$ 10,970,758	\$ 27,542,763	\$ 11,727,764	\$ 29,529,770	\$ 9,525,376	\$ 28,090,877	\$ (1,438,893)
Nov	\$ 1,991,609	\$ 29,344,335	\$ 2,295,296	\$ 29,838,059	\$ 2,264,641	\$ 31,794,411	\$ 5,569,489	\$ 33,660,366	\$ 1,865,955
Dec	\$ 124,814	\$ 29,469,149	\$ 272,031	\$ 30,110,090	\$ 149,910	\$ 31,944,321	\$ 248,744	\$ 33,909,110	\$ 1,964,789
Total	\$ 29,469,149	\$ 28,900,000	\$ 30,110,090	\$ 29,300,000	\$ 31,944,321	\$ 31,600,000	\$ 33,909,110	\$ 33,322,125	101.8%

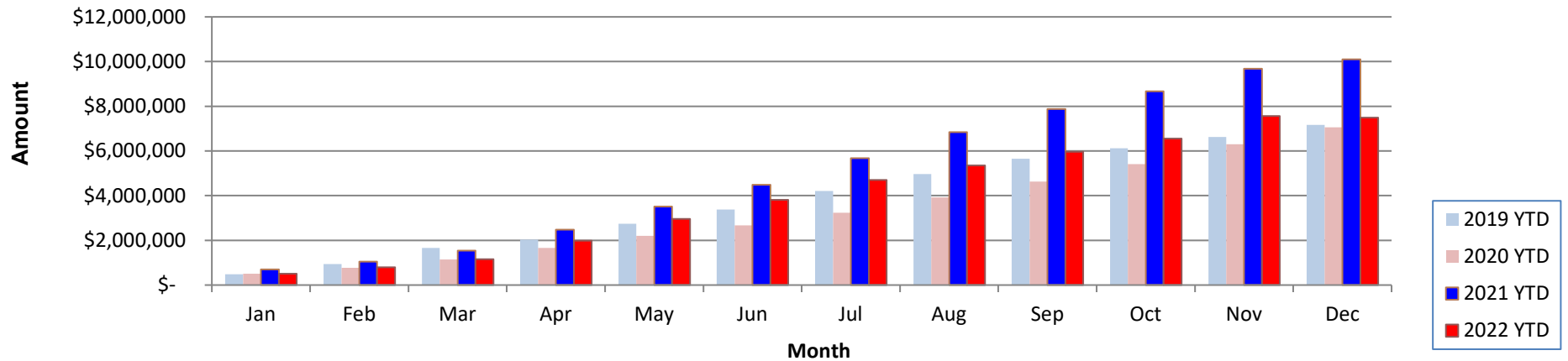
Property Tax Comparisons YTD



**City of Sammamish
Year to Year Revenue Comparison
REET #1 & REET #2 Tax**

Month	2019	2019 YTD	2020	2020 YTD	2021	2021 YTD	2022	2022 YTD	Variance YTD
Jan	\$ 483,904	\$ 483,904	\$ 503,321	\$ 503,321	\$ 698,716	\$ 698,716	\$ 510,574	\$ 510,574	\$ (188,142)
Feb	\$ 457,251	\$ 941,155	\$ 262,751	\$ 766,072	\$ 346,845	\$ 1,045,561	\$ 289,462	\$ 800,036	\$ (245,525)
Mar	\$ 717,688	\$ 1,658,843	\$ 376,599	\$ 1,142,671	\$ 499,386	\$ 1,544,947	\$ 352,172	\$ 1,152,208	\$ (392,739)
Apr	\$ 380,099	\$ 2,038,942	\$ 514,622	\$ 1,657,293	\$ 936,076	\$ 2,481,023	\$ 830,581	\$ 1,982,789	\$ (498,234)
May	\$ 699,629	\$ 2,738,571	\$ 544,913	\$ 2,202,206	\$ 1,033,495	\$ 3,514,518	\$ 973,261	\$ 2,956,050	\$ (558,468)
Jun	\$ 644,951	\$ 3,383,522	\$ 468,828	\$ 2,671,034	\$ 974,523	\$ 4,489,041	\$ 861,068	\$ 3,817,118	\$ (671,923)
Jul	\$ 831,504	\$ 4,215,026	\$ 560,094	\$ 3,231,128	\$ 1,191,590	\$ 5,680,631	\$ 887,688	\$ 4,704,806	\$ (975,825)
Aug	\$ 749,445	\$ 4,964,471	\$ 691,272	\$ 3,922,400	\$ 1,156,641	\$ 6,837,272	\$ 650,656	\$ 5,355,462	\$ (1,481,810)
Sep	\$ 683,220	\$ 5,647,691	\$ 704,043	\$ 4,626,442	\$ 1,036,160	\$ 7,873,432	\$ 605,825	\$ 5,961,287	\$ (1,912,145)
Oct	\$ 471,816	\$ 6,119,507	\$ 784,094	\$ 5,410,537	\$ 798,717	\$ 8,672,149	\$ 587,708	\$ 6,548,995	\$ (2,123,154)
Nov	\$ 512,430	\$ 6,631,937	\$ 893,379	\$ 6,303,916	\$ 1,003,114	\$ 9,675,263	\$ 1,009,467	\$ 7,558,462	\$ (2,116,801)
Dec	\$ 531,619	\$ 7,163,556	\$ 759,679	\$ 7,063,595	\$ 424,247	\$ 10,099,510	\$ (61,497)	\$ 7,496,965	\$ (2,602,545)
Total	\$ 7,163,556	Budget \$ 6,000,000	\$ 7,063,595	Budget \$ 6,000,000	\$ 10,099,510	Budget \$ 6,000,000	\$ 7,496,965	Budget \$ 7,400,000	% of Budget 101.3%

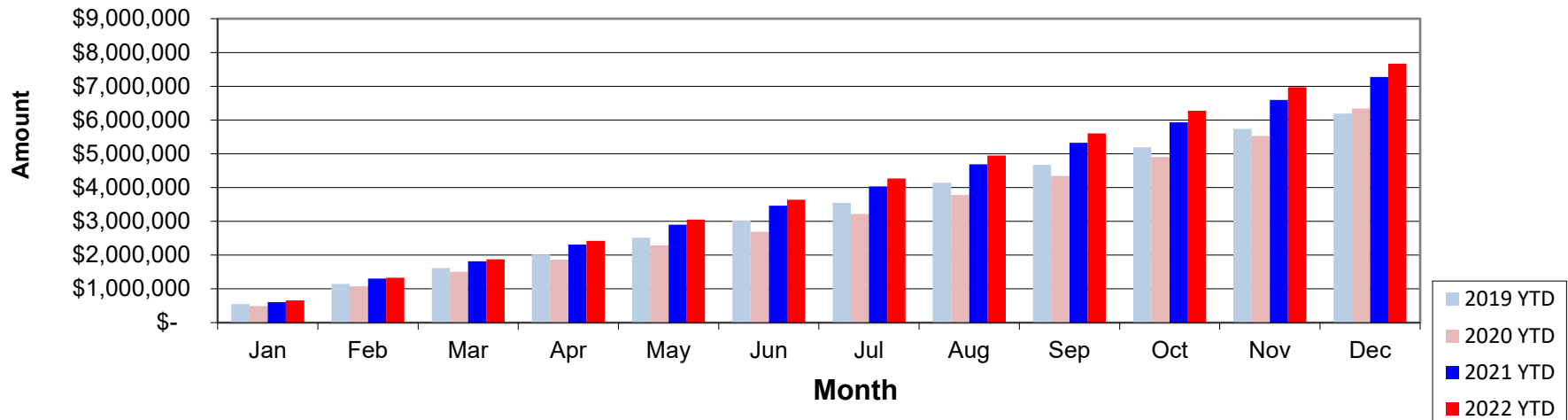
REET #1 & REET #2 Tax Comparison YTD



City of Sammamish
Year to Year Revenue Comparison
Retail Sales Tax

Month	2019	2019 YTD	2020	2020 YTD	2021	2021 YTD	2022	2022 YTD	Variance YTD
Jan	\$ 545,755	\$ 545,755	\$ 492,185	\$ 492,185	\$ 608,889	\$ 608,889	\$ 662,055	\$ 662,055	\$ 53,166
Feb	\$ 595,108	\$ 1,140,863	\$ 586,740	\$ 1,078,925	\$ 698,364	\$ 1,307,253	\$ 671,606	\$ 1,333,661	\$ 26,408
Mar	\$ 472,509	\$ 1,613,372	\$ 424,900	\$ 1,503,825	\$ 506,812	\$ 1,814,065	\$ 544,426	\$ 1,878,087	\$ 64,022
Apr	\$ 403,121	\$ 2,016,493	\$ 360,833	\$ 1,864,658	\$ 496,570	\$ 2,310,635	\$ 546,645	\$ 2,424,732	\$ 114,097
May	\$ 500,281	\$ 2,516,774	\$ 418,478	\$ 2,283,136	\$ 587,301	\$ 2,897,936	\$ 629,392	\$ 3,054,124	\$ 156,188
Jun	\$ 504,745	\$ 3,021,519	\$ 408,741	\$ 2,691,877	\$ 561,540	\$ 3,459,476	\$ 581,740	\$ 3,635,864	\$ 176,388
Jul	\$ 522,101	\$ 3,543,620	\$ 530,197	\$ 3,222,074	\$ 572,123	\$ 4,031,599	\$ 631,191	\$ 4,267,056	\$ 235,457
Aug	\$ 595,753	\$ 4,139,373	\$ 561,675	\$ 3,783,749	\$ 660,063	\$ 4,691,662	\$ 677,583	\$ 4,944,639	\$ 252,977
Sep	\$ 529,408	\$ 4,668,781	\$ 563,735	\$ 4,347,484	\$ 638,030	\$ 5,329,692	\$ 662,091	\$ 5,606,730	\$ 277,038
Oct	\$ 525,103	\$ 5,193,884	\$ 562,287	\$ 4,909,771	\$ 602,202	\$ 5,931,894	\$ 668,114	\$ 6,274,844	\$ 342,950
Nov	\$ 541,943	\$ 5,735,827	\$ 616,326	\$ 5,526,097	\$ 663,346	\$ 6,595,240	\$ 698,381	\$ 6,973,225	\$ 377,985
Dec	\$ 457,169	\$ 6,192,996	\$ 815,875	\$ 6,341,972	\$ 679,293	\$ 7,274,533	\$ 699,616	\$ 7,672,841	\$ 398,308
Total	\$ 6,192,996	Budget	\$ 6,341,972	Budget	\$ 7,274,533	Budget	\$ 7,672,841	Budget	% of Budget
		\$ 5,800,000	\$ 5,800,000	\$ 5,800,000	\$ 5,400,000	\$ 5,400,000	\$ 6,300,000	\$ 6,300,000	121.8%

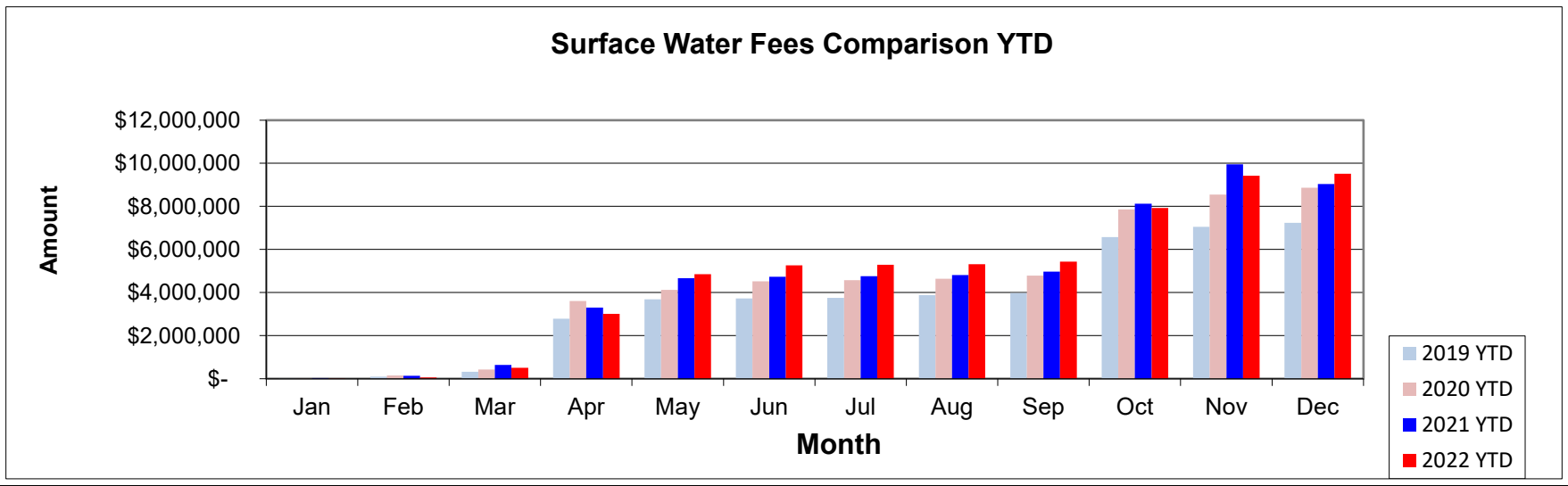
Sales Tax Comparison YTD



**City of Sammamish
Year to Year Revenue Comparison
Surface Water Fees**

Month	2019	2019 YTD	2020	2020 YTD	2021	2021 YTD	2022	2022 YTD	Variance YTD
Jan	\$ 21,336	\$ 21,336	\$ 22,510	\$ 22,510	\$ 34,952	\$ 34,952	\$ 18,519	\$ 18,519	\$ (16,434)
Feb	\$ 80,919	\$ 102,255	\$ 122,002	\$ 144,512	\$ 101,969	\$ 136,921	\$ 44,731	\$ 63,250	\$ (73,671)
Mar	\$ 224,806	\$ 327,061	\$ 278,315	\$ 422,827	\$ 497,271	\$ 634,192	\$ 444,596	\$ 507,846	\$ (126,346)
Apr	\$ 2,453,637	\$ 2,780,698	\$ 3,186,140	\$ 3,608,967	\$ 2,668,813	\$ 3,303,005	\$ 2,507,989	\$ 3,015,835	\$ (287,170)
May	\$ 909,402	\$ 3,690,100	\$ 517,292	\$ 4,126,259	\$ 1,370,405	\$ 4,673,410	\$ 1,843,069	\$ 4,858,904	\$ 185,494
Jun	\$ 35,573	\$ 3,725,673	\$ 388,824	\$ 4,515,082	\$ 62,553	\$ 4,735,963	\$ 402,967	\$ 5,261,871	\$ 525,908
Jul	\$ 23,734	\$ 3,749,407	\$ 63,503	\$ 4,578,585	\$ 25,572	\$ 4,761,535	\$ 31,503	\$ 5,293,374	\$ 531,839
Aug	\$ 134,712	\$ 3,884,119	\$ 56,451	\$ 4,635,036	\$ 48,148	\$ 4,809,683	\$ 24,252	\$ 5,317,626	\$ 507,943
Sep	\$ 98,511	\$ 3,982,630	\$ 152,081	\$ 4,787,117	\$ 157,848	\$ 4,967,531	\$ 115,223	\$ 5,432,849	\$ 465,318
Oct	\$ 2,589,940	\$ 6,572,570	\$ 3,073,780	\$ 7,860,897	\$ 3,158,345	\$ 8,125,876	\$ 2,487,157	\$ 7,920,006	\$ (205,870)
Nov	\$ 484,400	\$ 7,056,970	\$ 692,883	\$ 8,553,780	\$ 1,824,123	\$ 9,949,999	\$ 1,502,295	\$ 9,422,300	\$ (527,699)
Dec	\$ 185,563	\$ 7,242,533	\$ 315,627	\$ 8,869,408	\$ (909,194)	\$ 9,040,805	\$ 99,406	\$ 9,521,707	\$ 480,902
Total	\$ 7,242,533	\$ 7,336,000	\$ 8,869,408	\$ 8,730,000	\$ 9,040,805	\$ 9,013,500	\$ 9,521,707	\$ 9,200,000	103.5%

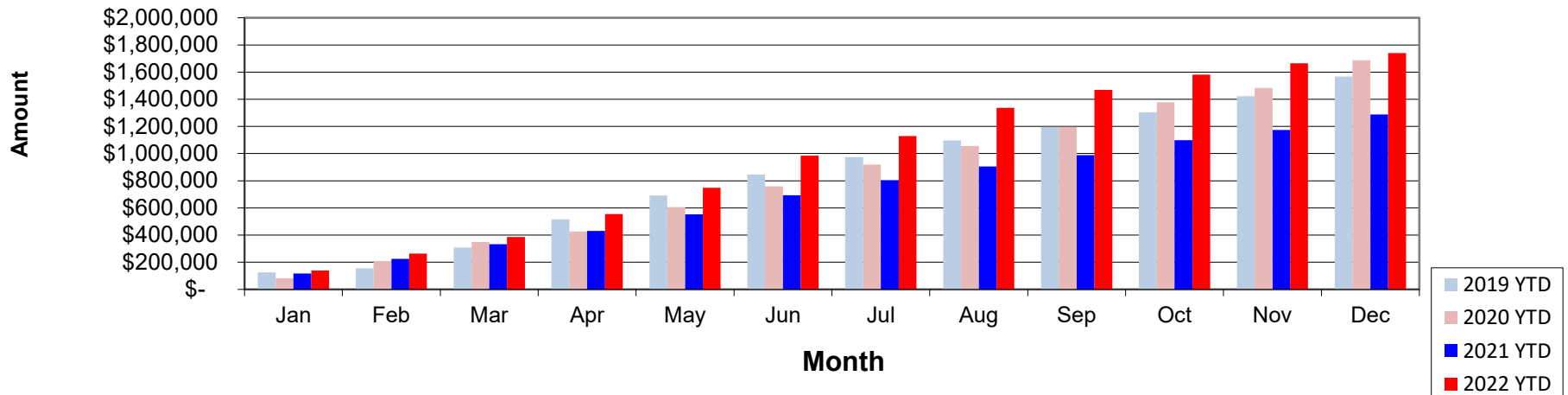
Surface Water Fees Comparison YTD



**City of Sammamish
Year to Year Revenue Comparison
Building Permits**

Month	2019	2019 YTD	2020	2020 YTD	2021	2021 YTD	2022	2022 YTD	Variance YTD
Jan	\$ 125,127	\$ 125,127	\$ 83,283	\$ 83,283	\$ 116,128	\$ 116,128	\$ 139,664	\$ 139,664	\$ 23,536
Feb	\$ 30,573	\$ 155,700	\$ 125,518	\$ 208,801	\$ 108,260	\$ 224,388	\$ 124,863	\$ 264,527	\$ 40,139
Mar	\$ 153,325	\$ 309,025	\$ 140,429	\$ 349,230	\$ 107,457	\$ 331,845	\$ 120,786	\$ 385,313	\$ 53,468
Apr	\$ 207,777	\$ 516,802	\$ 77,211	\$ 426,441	\$ 98,727	\$ 430,572	\$ 168,683	\$ 553,996	\$ 123,424
May	\$ 174,161	\$ 690,963	\$ 179,012	\$ 605,453	\$ 122,483	\$ 553,055	\$ 194,485	\$ 748,481	\$ 195,426
Jun	\$ 154,606	\$ 845,569	\$ 153,633	\$ 759,086	\$ 139,887	\$ 692,942	\$ 235,439	\$ 983,920	\$ 290,978
Jul	\$ 128,465	\$ 974,034	\$ 160,099	\$ 919,185	\$ 110,593	\$ 803,535	\$ 145,415	\$ 1,129,334	\$ 325,799
Aug	\$ 121,630	\$ 1,095,664	\$ 137,348	\$ 1,056,533	\$ 100,544	\$ 904,079	\$ 207,603	\$ 1,336,937	\$ 432,858
Sep	\$ 101,425	\$ 1,197,089	\$ 140,554	\$ 1,197,087	\$ 83,537	\$ 987,616	\$ 132,630	\$ 1,469,567	\$ 481,951
Oct	\$ 106,623	\$ 1,303,712	\$ 181,297	\$ 1,378,384	\$ 110,728	\$ 1,098,344	\$ 111,106	\$ 1,580,673	\$ 482,329
Nov	\$ 117,902	\$ 1,421,614	\$ 105,016	\$ 1,483,400	\$ 74,630	\$ 1,172,974	\$ 84,817	\$ 1,665,490	\$ 492,516
Dec	\$ 145,899	\$ 1,567,513	\$ 204,336	\$ 1,687,736	\$ 114,660	\$ 1,287,634	\$ 75,199	\$ 1,740,689	\$ 453,055
Total	\$ 1,567,513	\$ 1,100,000	\$ 1,687,736	\$ 1,100,000	\$ 1,287,634	\$ 520,000	\$ 1,740,689	\$ 1,024,000	170.0%

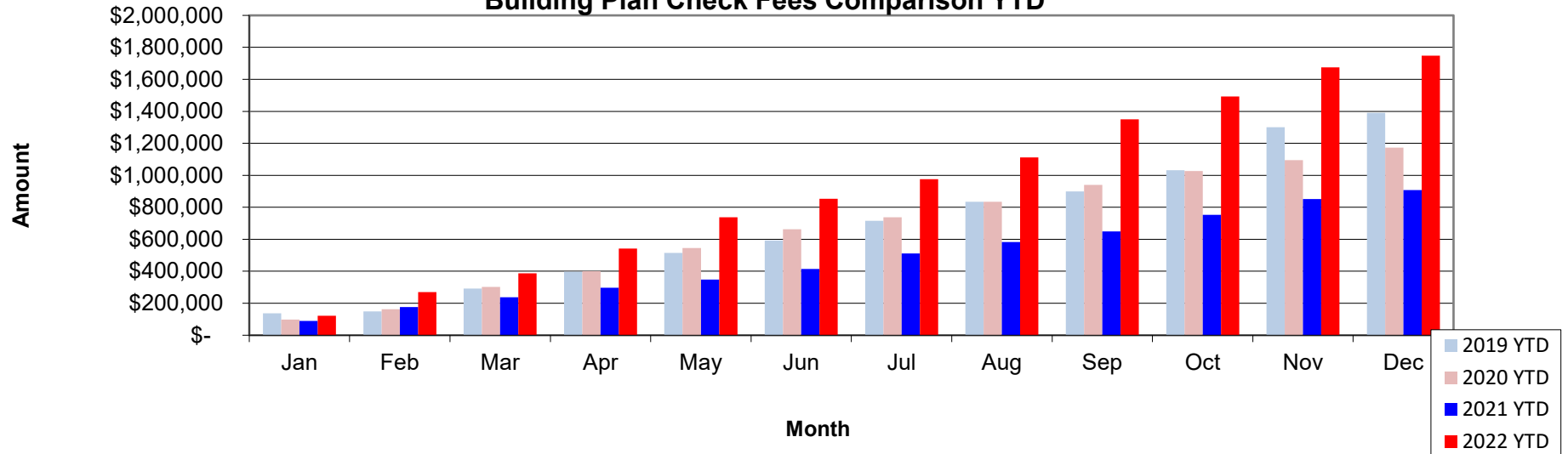
Building Permits Comparison YTD



**City of Sammamish
Year to Year Revenue Comparison
Plan Check Fees**

Month	2019	2019 YTD	2020	2020 YTD	2021	2021 YTD	2022	2022 YTD	Variance YTD
Jan	\$ 137,039	\$ 137,039	\$ 97,817	\$ 97,817	\$ 89,146	\$ 89,146	\$ 122,359	\$ 122,359	\$ 33,213
Feb	\$ 12,059	\$ 149,098	\$ 64,178	\$ 161,995	\$ 87,638	\$ 176,784	\$ 147,285	\$ 269,643	\$ 92,859
Mar	\$ 142,793	\$ 291,891	\$ 140,864	\$ 302,859	\$ 60,119	\$ 236,903	\$ 118,239	\$ 387,882	\$ 150,979
Apr	\$ 104,724	\$ 396,615	\$ 97,178	\$ 400,037	\$ 59,404	\$ 296,307	\$ 153,809	\$ 541,691	\$ 245,384
May	\$ 117,368	\$ 513,983	\$ 145,279	\$ 545,316	\$ 51,284	\$ 347,591	\$ 195,124	\$ 736,815	\$ 389,224
Jun	\$ 78,904	\$ 592,887	\$ 118,212	\$ 663,528	\$ 66,629	\$ 414,220	\$ 116,937	\$ 853,752	\$ 439,532
Jul	\$ 122,828	\$ 715,715	\$ 73,566	\$ 737,094	\$ 97,649	\$ 511,869	\$ 122,027	\$ 975,779	\$ 463,910
Aug	\$ 118,023	\$ 833,738	\$ 98,268	\$ 835,362	\$ 71,213	\$ 583,082	\$ 135,982	\$ 1,111,761	\$ 528,679
Sep	\$ 65,831	\$ 899,569	\$ 104,899	\$ 940,261	\$ 65,496	\$ 648,578	\$ 239,016	\$ 1,350,777	\$ 702,199
Oct	\$ 132,830	\$ 1,032,399	\$ 85,945	\$ 1,026,206	\$ 105,117	\$ 753,695	\$ 142,014	\$ 1,492,791	\$ 739,096
Nov	\$ 267,956	\$ 1,300,355	\$ 67,951	\$ 1,094,157	\$ 97,543	\$ 851,238	\$ 182,380	\$ 1,675,171	\$ 823,933
Dec	\$ 90,788	\$ 1,391,143	\$ 78,658	\$ 1,172,815	\$ 56,367	\$ 907,605	\$ 72,891	\$ 1,748,062	\$ 840,457
Total	\$ 1,391,143	Budget \$ 800,000	\$ 1,172,815	Budget \$ 800,000	\$ 907,605	Budget \$ 440,000	\$ 1,748,062	Budget \$ 1,235,000	% of Budget 141.5%

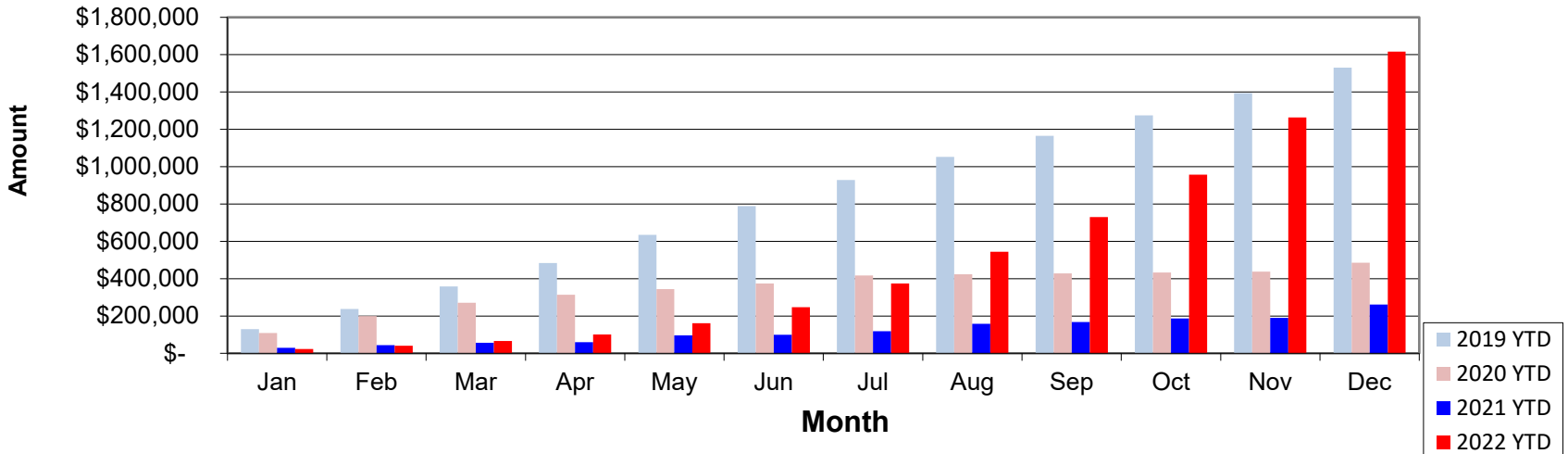
Building Plan Check Fees Comparison YTD



City of Sammamish
Year to Year Revenue Comparison
Interest Income

Month	2019	2019 YTD	2020	2020 YTD	2021	2021 YTD	2022	2022 YTD	Variance YTD
Jan	\$ 128,762	\$ 128,762	\$ 107,993	\$ 107,993	\$ 28,686	\$ 28,686	\$ 23,339	\$ 23,339	\$ (5,346)
Feb	\$ 108,400	\$ 237,162	\$ 91,506	\$ 199,500	\$ 14,258	\$ 42,944	\$ 17,836	\$ 41,176	\$ (1,768)
Mar	\$ 121,372	\$ 358,534	\$ 71,561	\$ 271,061	\$ 13,918	\$ 56,862	\$ 25,198	\$ 66,373	\$ 9,512
Apr	\$ 124,371	\$ 482,905	\$ 42,510	\$ 313,571	\$ 3,287	\$ 60,149	\$ 34,825	\$ 101,199	\$ 41,050
May	\$ 151,218	\$ 634,123	\$ 30,337	\$ 343,907	\$ 35,136	\$ 95,285	\$ 60,716	\$ 161,915	\$ 66,631
Jun	\$ 154,581	\$ 788,704	\$ 29,549	\$ 373,457	\$ 3,281	\$ 98,565	\$ 84,494	\$ 246,409	\$ 147,844
Jul	\$ 140,029	\$ 928,733	\$ 42,778	\$ 416,235	\$ 20,087	\$ 118,652	\$ 128,156	\$ 374,565	\$ 255,913
Aug	\$ 124,082	\$ 1,052,815	\$ 7,273	\$ 423,507	\$ 38,620	\$ 157,272	\$ 169,954	\$ 544,519	\$ 387,247
Sep	\$ 112,360	\$ 1,165,175	\$ 4,263	\$ 427,770	\$ 10,977	\$ 168,249	\$ 185,639	\$ 730,158	\$ 561,909
Oct	\$ 109,721	\$ 1,274,896	\$ 4,458	\$ 432,228	\$ 18,175	\$ 186,423	\$ 227,203	\$ 957,361	\$ 770,938
Nov	\$ 118,159	\$ 1,393,055	\$ 5,419	\$ 437,647	\$ 3,861	\$ 190,284	\$ 306,683	\$ 1,264,044	\$ 1,073,760
Dec	\$ 136,922	\$ 1,529,977	\$ 47,473	\$ 485,120	\$ 70,591	\$ 260,875	\$ 352,728	\$ 1,616,772	\$ 1,355,897
Total	\$ 1,529,977	Budget	\$ 485,120	Budget	\$ 260,875	Budget	\$ 1,616,772	Budget	% of Budget
		\$ 608,500		\$ 428,500		\$ 662,000		\$ 236,000	685.1%

Interest Income Comparison YTD



EMPLOYMENT BY TYPE
(Number of Positions Filled)

	2021 End of Year	2022 December Net Change	2022 December	2022 BUDGET
General Government				
Full-Time (FTE)	100.62	-3	112.25	123
Long-term LTE (more than 6 mo.)	9	0	4	9
Total General Government	109.62	-3	116.25	132
Stormwater				
Full-Time (FTE)	11.88	0	14.25	16.50
Total Stormwater	11.88	0	14.25	16.50
Total City FTE & Long-term LTE				
Full-Time (FTE)	112.50	-3	126.50	139.50
Long-term LTE (more than 6 mo.)	9	0	4	9
Total City FTE & LTE	121.50	-3	130.50	148.50
Temporary Employees				
Short-term LTE (6 mo. or less)	1	0	0	0
Interns (6 mo. or less)	0	0	0	N/A
Facility monitors	0	0	2	N/A
Parks lifeguards & beach managers	0	0	0	N/A
6 month seasonals	0	0	0	8
Total Seasonal and short term	1	0	2.00	8
TOTAL ALL EMPLOYEES	122.50	-3	132.50	156.50

2022 Budgeted Contract (LTE) Positions

	Status
Management Analyst -City Clerk	Filled
Transportation Coordinator-Public Works	Vacant
Project Manager-Community Development	Vacant
Code Compliance Officer-Community Development	Vacant
Communications Coordinator-City Manager	Vacant
Human Resources Assistant	Filled
Maintenance Worker II-Facilities	Vacant
Facilities Project Manager-ARPA funded	Filled
Traffic Signal Technician	Filled

Biennial Budget to Actual Comparisons

BIENNIAL REVENUES BUDGET TO ACTUAL COMPARISON (INCLUDING TRANSFERS)

Information presented to comply with RCW 35A.34.24

<u>Fund</u>	<u>Revised 21/22 Budget</u>	<u>2021 Actuals Through December 2021</u>	<u>Actuals December 2022</u>	<u>2022 Actuals Through December 2022</u>	<u>21/22 Actuals Through December 2022</u>	<u>Uncollected Balance</u>	<u>Percent Uncollected</u>
General	\$ 108,510,357	\$ 59,758,552	\$ 2,146,168	\$ 55,436,960	\$ 115,195,511	\$ (6,685,154)	(6.16%)
ARPA	4,759,912	32,740	(4,618,961)	152,207	184,947	4,574,965	96.11%
Street	2,726,200	1,363,629	102,950	1,344,531	2,708,160	18,040	0.66%
Debt Service	536,000	536,002	-	-	536,002	-	0.00%
CIP General Government	5,865,000	2,510,663	296,044	3,422,443	5,933,106	(68,106)	(1.16%)
CIP Parks	8,307,500	7,293,759	602,879	5,316,836	12,610,596	(4,303,096)	(51.80%)
CIP Transportation	14,083,000	13,039,596	26,543	4,950,966	17,990,561	(3,907,561)	(27.75%)
Surface Water Operating	18,422,500	9,477,648	153,939	9,775,866	19,253,514	(831,014)	(4.51%)
CIP Surface Water	12,056,442	4,319,652	637,839	4,999,973	9,319,626	2,736,816	22.70%
Equipment Replacement	1,828,375	820,789	82,357	1,002,437	1,823,227	5,148	0.28%
Information Services	5,720,700	2,874,175	247,656	2,872,805	5,746,980	(26,280)	(0.46%)
Insurance	1,055,000	498,517	18,454	575,142	1,073,660	(18,660)	(1.77%)
Total	\$ 183,870,986	\$ 102,525,723	\$ (304,132)	\$ 89,850,166	\$ 192,375,889	\$ (8,504,901)	(4.63%)

BIENNIAL EXPENDITURES BUDGET TO ACTUAL COMPARISON (INCLUDING TRANSFERS)

<u>Fund</u>	<u>Revised 21/22 Budget</u>	<u>2021 Actuals Through December 2021</u>	<u>Actuals December 2022</u>	<u>2022 Actuals Through December 2022</u>	<u>21/22 Actuals Through December 2022</u>	<u>Unexpended Balance</u>	<u>Percent Unexpended</u>
General	\$ 116,979,212	\$ 52,693,596	\$ 7,510,079	\$ 50,716,992	\$ 103,410,588	\$ 13,568,624	11.60%
ARPA	4,759,912	32,740	25,322	152,207	184,947	4,574,965	96.11%
Street	12,445,316	11,082,746	102,950	1,344,531	12,427,277	18,039	0.14%
Debt Service	536,000	536,000	-	-	536,000	(0)	(0.00%)
CIP General Government	7,699,100	2,193,806	92,825	1,294,416	3,488,222	4,210,878	54.69%
CIP Parks	20,099,400	3,675,228	162,918	706,949	4,382,177	15,717,223	78.20%
CIP Transportation	14,415,200	7,238,756	204,224	1,343,252	8,582,008	5,833,192	40.47%
Surface Water Operating	20,612,696	8,693,329	1,095,675	9,177,211	17,870,539	2,742,157	13.30%
CIP Surface Water	9,916,756	1,939,906	139,238	689,441	2,629,347	7,287,409	73.49%
Equipment Replacement	1,066,469	389,566	124,300	591,569	981,135	85,334	8.00%
Information Services	6,534,500	2,541,231	488,164	3,273,094	5,814,326	720,174	11.02%
Insurance	1,051,000	464,865	-	512,113	976,979	74,021	7.04%
Total	\$ 216,115,561	\$ 91,481,770	\$ 9,945,695	\$ 69,801,775	\$ 161,283,545	\$ 54,832,016	25.37%

City of Sammamish

General Fund

**Biennial Budget to Actual Revenue Comparison
Month Ending December 31, 2022**

Account Number	Description	2021/2022 BUDGET	Monthly Actual	Actual Revenues To Date	21/22 % Received
001-000-311-10-00-00	Property Tax	\$ 64,922,125	\$ 248,743.98	\$ 65,853,429.00	101%
001-000-313-11-00-00	Sales & Use Tax	11,700,000	699,616.02	14,947,375.14	128%
001-000-313-27-00-00	Affordable Hsg. Sales Tax	102,000	5,735.68	111,643.69	109%
001-000-313-71-00-00	Local Crim Just Sales Tax	3,700,000	242,937.15	4,654,521.67	126%
001-000-317-20-00-00	Leasehold Excise Tax	3,000	(1,256.82)	11,164.42	372%
TOTAL TAXES		\$ 80,427,125	\$ 1,195,776.01	\$ 85,578,133.92	106%
001-000-321-99-00-00	Business Licenses	\$ 110,000	\$ 4,858.75	\$ 130,978.75	119%
001-000-321-91-00-00	Cable Franchise Fee	1,410,000	167,624.57	1,375,250.75	98%
001-000-322-10-01-00	Building Permits	1,072,500	-	634,243.38	59%
001-000-322-10-02-00	Plumbing Permits	82,500	-	49,519.40	60%
001-000-322-10-03-00	Grading Permits	7,000	-	84,158.00	1202%
001-000-322-10-04-00	Mechanical Permits	297,000	-	232,846.20	78%
001-000-322-10-05-00	Shoreline Develop Permits	24,000	-	29,648.00	124%
001-000-322-10-06-00	Demolition Permits	10,000	-	5,744.00	57%
001-000-322-10-10-00	Building Permits-new # in 2022	-	75,198.75	1,552,094.87	*
001-000-322-40-00-00	Right of Way Permits	198,000	45,090.00	724,416.00	366%
001-000-322-90-01-00	Miscellaneous Permits/Fees	8,000	-	22,305.40	279%
TOTAL LICENSES & PERMITS		\$ 3,219,000	\$ 292,772.07	\$ 4,841,204.75	150%
001-000-333-20-20-50	USDOT NHS Asset Management	\$ 1,530,000	\$ 11,532.92	\$ 98,831.47	6%
001-000-333-20-60-10	US DOT	3,000	-	3,323.32	111%
001-000-333-20-61-60	US DOT CIOT-Seatbelt/Dist Dri	\$ -	-	930.10	*
001-000-333-21-01-00	US Treasury Dept-EMPG	-	12,088.00	12,088.00	*
001-000-333-97-04-20	Emergency Mgmt. Perf. Grant	-	-	35,328.00	*
001-000-334-00-70-00	WA Dept of Enterprise Svc	-	-	1,957.32	*
001-000-334-01-80-00	Military Dept - State Grant	72,000	12,500.00	175,322.19	244%
001-000-334-03-10-00	Dept of Ecology Grant	-	15,000.00	28,839.19	*
001-000-334-03-20-00	Recycling Grant	35,500	-	99,709.01	281%
001-000-334-04-20-00	Department of Commerce	-	-	62,400.00	*
001-000-335-04-01-00	Law & Crim Just Enforcement	-	-	261,166.00	*
001-000-336-06-21-00	Criminal Justice-Population	42,800	302.79	45,679.77	107%
001-000-336-06-25-00	Criminal Justice - Contr Svcs	220,000	1,303.17	274,256.97	125%
001-000-336-06-26-00	Criminal Justice - Spec Prog	152,000	978.04	162,119.70	107%
001-000-336-06-51-00	DUI-Cities	16,000	(2,756.74)	16,035.69	100%
001-000-336-06-94-00	Liquor Excise	736,800	(1,456.33)	565,178.18	77%
001-000-336-06-95-00	Liquor Profits	1,028,000	131,703.06	1,371,894.93	133%
001-000-336-06-95-01	Liquor Profits-Public Safety	209,400	-	52,040.07	25%
001-000-337-07-00-00	KC Recycling Grant	149,000	-	117,680.45	79%
001-000-337-07-04-00	KC Community & Human Svcs	-	-	5,000.00	*
001-000-337-07-07-00	KC Hazardous Waste Mgmt	48,000	14,740.45	44,221.35	92%
001-000-337-07-08-00	KC Transit Coordinator	84,000	841.04	51,865.38	62%
TOTAL INTERGOVERNMENTAL		\$ 4,326,500	\$ 196,776.40	\$ 3,485,867.09	81%
001-000-341-32-00-00	Certified Copies				
001-000-341-33-00-00	Warrant Fee	\$ -	\$ -	\$ 90.96	*
001-000-341-81-01-00	Copies	2,000	-	-	0%
001-000-341-99-00-00	Passport Services	40,000	1,225.00	8,050.00	20%
001-000-342-10-01-00	Vehicle Impound Fees	5,500	-	100.00	2%

Account Number	Description	2021/2022 BUDGET	Monthly Actual	Actual Revenues To Date	21/22 % Received
001-000-342-10-02-00	School Resource Officer	400,000	-	241,469.50	60%
001-000-342-20-01-00	EFR Review Fee	70,000	3,168.00	79,354.80	113%
001-000-342-40-01-00	EFR Inspection Fee	40,000	2,628.00	11,194.00	28%
001-000-342-40-02-00	Electrical Inspections	495,000	-	440,069.44	89%
001-000-343-10-00-00	Drainage Svcs-Pmt from SWM	499,836	20,583.42	499,836.04	100%
001-000-343-93-00-00	Animal Control	370,000	185,175.00	372,710.00	101%
001-000-345-70-20-00	Information Services	-	4,638.00	112,968.50	*
001-000-345-81-01-00	Subdivision Preliminary Review	100,000	-	32,844.00	33%
001-000-345-83-01-00	Building Plan Check Fees	907,500	-	452,276.60	50%
001-000-345-83-03-00	Energy Plan Check Fees	35,000	-	14,853.00	42%
001-000-345-83-04-00	Sprinkler Plan Checks	-	-	6,630.00	*
001-000-345-83-20-00	Planning Review	-	25,818.50	679,373.84	*
001-000-345-83-30-00	Building Plan Review	-	41,564.64	411,583.93	*
001-000-345-83-40-00	Public Works Review	-	6,860.50	290,194.80	*
001-000-345-83-40-10	PW Consultant Review	-	-	9,870.25	*
001-000-345-85-01-00	Admin Fee for Impact/Mitigation	25,000	-	6,147.20	25%
001-000-345-85-02-00	Admin Fee for Technology	90,000	-	15,286.40	17%
001-000-345-86-00-00	Historic Preservation Fees	-	-	25,000.00	*
001-000-345-89-01-00	SEPA Review Fee	12,500	-	3,400.00	27%
001-000-345-89-02-00	Site Plan Review	800,000	630.50	485,951.81	61%
001-000-345-89-03-00	Notice of Appeal	3,000	-	2,500.00	83%
001-000-345-89-04-00	Preapplication/Service Fee	300,000	-	209,996.20	70%
001-000-345-89-05-00	Boundary Line Adjustments	8,000	-	4,760.00	60%
001-000-345-89-06-00	Shoreline Exemption	2,000	-	2,584.00	129%
001-000-345-89-07-00	Short Plat Fee	8,000	-	-	0%
001-000-345-89-08-00	Site Engineering Fee	-	-	4,140.00	*
001-000-345-89-09-00	Preapplication Conference.	5,000	-	53,924.00	1078%
001-000-345-89-12-00	Outside Services Plan Review	580,000	(1,982.70)	366,096.85	63%
001-000-345-89-13-00	Concurrency Test Fees	200,200	2,500.00	122,903.00	61%
001-000-345-89-14-00	Public Notice Fee	7,000	-	36,869.00	527%
001-000-345-89-99-00	Technology Surcharge 15% Fee	-	20,104.84	433,101.60	*
001-000-347-30-01-00	Park Use Fees	70,000	-	108,459.76	155%
001-000-347-30-02-00	Field Use Fees	540,000	-	440,478.98	82%
001-000-347-30-03-00	Park & Recreation Fees	-	-	841.00	*
001-000-347-60-01-00	Recreational Class Fees	-	-	56,754.24	*
001-000-347-90-00-00	Park Concessions	-	-	500.00	*
001-000-347-90-20-00	Vendor Display Fees	12,000	-	50.00	0%
TOTAL CHARGES FOR GOODS & SVCS		\$ 5,627,536	\$ 312,913.70	\$ 6,043,213.70	107%
001-000-350-00-00-00	Municipal Court Fines	\$ 727,000	\$ 100,811.73	\$ 207,298.20	29%
001-000-359-90-01-00	Development Fines	-	-	132.00	*
001-000-359-90-02-00	False Alarm Fines	2,000	-	900.00	45%
001-000-359-90-03-00	Code Violations	50,000	-	57,850.00	116%
TOTAL FINES & FORFEITS		\$ 779,000	\$ 100,811.73	\$ 266,180.20	34%
001-000-361-11-00-00	Interest Income	\$ 465,000	\$ 192,796.27	\$ 860,852.68	185%
001-000-361-40-00-00	Sales Interest	20,000	4,897.16	16,774.84	84%
001-000-362-40-00-00	Space and Facilities Leases ST	-	-	4,121.55	*
001-000-362-40-01-00	Beaver Lake Lodge Rental Fees	140,000	3,665.00	88,149.75	63%
001-000-362-50-00-00	Space and Facilities Leases LT	590,000	26,654.75	853,091.39	145%
001-000-362-51-00-00	City Hall 2nd floor	205,000	14,728.61	347,499.22	170%
001-000-367-11-00-00	Donation - Memorial Bench Prog	-	-	1,046.00	*
001-000-367-11-00-01	Donations	-	-	15,357.62	*
001-000-367-11-01-01	Donations - Park Events	60,000	1,000.00	6,750.00	11%

Account Number	Description	2021/2022 BUDGET	Monthly Actual	Actual Revenues To Date	21/22 % Received
001-000-367-19-00-00	Contributions Fire District 10	178,880	89,440.00	178,880.00	100%
001-000-369-30-01-00	Confiscated/Forfeited Property	-	-	18,196.20	*
001-000-369-40-00-00	Judgements & Settlements	-	-	15.42	*
001-000-369-40-01-00	Opioid Settlement	-	3,594.60	3,594.60	*
001-000-369-90-00-00	Miscellaneous	2,000	6,915.10	120,818.31	6041%
001-000-369-90-01-00	Sammamish Day Merchandise	-	(8.68)	27.12	*
001-000-395-20-00-00	Restitution	-	(399,515.00)	8.04	*
001-000-397-00-01-01	Transfer from Street Fund	12,445,316	102,950.47	12,427,276.69	100%
001-000-397-00-03-02	Transfer from Parks CIP	25,000	-	25,000.00	100%
001-000-398-00-00-00	Compensation from Ins Recovery	-	-	13,452.17	*
TOTAL MISCELLANEOUS		\$ 14,131,196	\$ 47,118.28	\$ 14,980,911.60	106%
TOTAL FUND		\$ 108,510,357	\$ 2,146,168.19	\$ 115,195,511.26	106%

City of Sammamish

American Rescue Plan Act Fund

**Biennial Budget to Actual Revenue Comparison
Month Ending December 31, 2022**

Account Number	Description	2021/2022 BUDGET	Monthly Actual	Actual Revenues To Date	21/22 % Received
002-000-332-92-10-00	Federal Funds-US Treasury	\$ 4,759,912	\$(4,574,965.46)	\$ 184,946.54	4%
002-000-361-11-00-00	Interest	-	(43,995.37)	-	
TOTAL REVENUES		\$ 4,759,912	\$(4,618,960.83)	\$ 184,946.54	4%
TOTAL FUND		\$ 4,759,912	\$(4,618,960.83)	\$ 184,946.54	4%

Per Generally Accepted Accounting Principles (GAAP), \$2,347,216.11 of unspent federal ARPA funds received in 2021 were deferred at the end of 2021. These funds are recognized as revenue in 2022 and are available to be spent.

City of Sammamish

Street Fund

**Biennial Budget to Actual Revenue Comparison
Month Ending December 31, 2022**

Account Number	Description	2021/2022 BUDGET	Monthly Actual	Actual Revenues To Date	21/22 % Received
101-000-336-00-71-00	Multimodal Transpo City	\$ 174,000	\$ 22,366.48	\$ 177,417.28	102%
101-000-336-00-87-00	Street Fuel Tax	2,400,000	80,583.99	2,246,258.33	94%
101-000-336-00-87-01	MVFT Transportation City	152,200	-	284,484.69	187%
TOTAL INTERGOVERNMENTAL		\$ 2,726,200	\$ 102,950.47	\$2,708,160.30	99%
TOTAL FUND		\$ 2,726,200	\$ 102,950.47	\$2,708,160.30	99%

City of Sammamish

G.O. Debt Service Fund

Biennial Budget to Actual Revenue Comparison
 Month Ending December 31, 2022

Account Number	Description	2021/2022 BUDGET	Monthly Actual	Actual Revenues To Date	21/22 % Received
201-000-397-00-03-40	Operating Transfers - Tran CIP	\$ 536,000	\$ -	\$ 536,001.66	100%
TOTAL NONREVENUES		\$ 536,000	\$ -	\$ 536,001.66	100%
TOTAL FUND		\$ 536,000	\$ -	\$ 536,001.66	100%

City of Sammamish

General Government CIP Fund

Biennial Budget to Actual Revenue Comparison
Month Ending December 31, 2022

Account Number	Description	2021/2022 BUDGET	Monthly Actual	Actual Revenues To Date	21/22 % Received
301-000-361-11-00-00	Interest Income	\$ 15,000	\$ 16,877.82	\$ 83,106.01	554%
TOTAL MISCELLANEOUS		\$ 15,000	\$ 16,877.82	\$ 83,106.01	554%
301-000-397-00-00-01	Oper Trnsfrs - General Govt.	\$ 5,850,000	\$ 279,166.67	\$ 5,850,000.04	100%
TOTAL NONREVENUES		\$ 5,850,000	\$ 279,166.67	\$ 5,850,000.04	100%
TOTAL FUND		\$ 5,865,000	\$ 296,044.49	\$ 5,933,106.05	101%

City of Sammamish

Parks CIP Fund

**Biennial Budget to Actual Revenue Comparison
Month Ending December 31, 2022**

Account Number	Description	2021/2022 BUDGET	Monthly Actual	Actual Revenues To Date	21/22 % Received
302-000-311-10-00-00	Property Tax	\$ 480,000	\$ 147,515.09	\$ 592,935.93	124%
302-000-318-34-00-00	Real Estate Excise Tax #1	6,700,000	(30,748.53)	8,798,237.28	131%
TOTAL TAXES		\$ 7,180,000	\$ 116,766.56	\$ 9,391,173.21	131%
302-000-337-07-02-00	KC Conservation Futures Grant	\$ -	\$ -	\$ 1,517,390.00	*
TOTAL INTERGOVERNMENTAL		\$ -	\$ -	\$ 1,517,390.00	*
302-000-345-85-02-00	Parks Impact Fees	\$ 907,500	\$ -	\$ 660,422.00	73%
302-000-345-86-00-07	Kensington Mitigation Fees	-	-	87,607.00	*
TOTAL CHARGES FOR SERVICES		\$ 907,500	\$ -	\$ 748,029.00	82%
302-000-361-11-00-00	Investment Interest	\$ 220,000	\$ 86,597.05	\$ 454,003.50	206%
TOTAL MISCELLANEOUS		\$ 220,000	\$ 86,597.05	\$ 454,003.50	206%
302-000-398-00-00-00	Compensation-Insurance Rec.	\$ -	\$ 399,515.00	\$ 500,000.00	*
TOTAL NONREVENUES		\$ -	\$ 399,515.00	\$ 500,000.00	*
TOTAL FUND		\$ 8,307,500	\$ 602,878.61	\$ 12,610,595.71	152%

City of Sammamish

Transportation CIP Fund

**Biennial Budget to Actual Revenue Comparison
Month Ending December 31, 2022**

Account Number	Description	2021/2022 BUDGET	Monthly Actual	Actual Revenues To Date	21/22 % Received
340-000-317-35-00-00	Real Estate Excise Tax - #2				
340-000-318-35-00-00	Real Estate Excise Tax - #2	\$ 6,700,000	\$ (30,748.53)	\$ 8,798,237.26	131%
TOTAL TAXES		\$ 6,700,000	\$ (30,748.53)	\$ 8,798,237.26	131%
340-000-333-20-20-50	Indirect Federal (ITS)	\$ 578,000	\$ 9,772.92	\$ 679,598.40	118%
340-000-334-03-60-00	WA DOT Grant (IFCR)	100,000	-	1,600,000.00	1600%
TOTAL INTERGOVERNMENTAL		\$ 678,000	\$ 9,772.92	\$ 2,279,598.40	336%
340-000-345-85-01-00	Traffic Impact Fees	\$ 1,320,000	\$ -	\$ 1,124,646.60	85%
340-000-345-86-00-07	Kensington Mitigation Fees	-	-	184,655.60	*
TOTAL CHARGES FOR SERVICE		\$ 1,320,000	\$ -	\$ 1,309,302.20	99%
340-000-361-11-00-00	Investment Interest	\$ 65,000	\$ 47,518.60	\$ 218,573.30	336%
340-000-367-12-00-00	Contributions - Private Source	-	-	64,850.29	*
TOTAL MISCELLANEOUS		\$ 65,000	\$ 47,518.60	\$ 283,423.59	436%
340-000-397-00-00-01	Oper Trnsfrs - General Govt.	\$ 5,320,000	\$ -	\$ 5,320,000.00	100%
TOTAL NONREVENUES		\$ 5,320,000	\$ -	\$ 5,320,000.00	100%
TOTAL FUND		\$ 14,083,000	\$ 26,542.99	\$ 17,990,561.45	128%

City of Sammamish

Surface Water Management Fund

Biennial Budget to Actual Revenue Comparison

Month Ending December 31, 2022

Account Number	Description	2021/2022 BUDGET	Monthly Actual	Actual Revenues To Date	21/22 % Received
408-000-337-07-00-00	KC Conservat'n Dist Sp Ass/SSO	\$ -	\$ 28,857.41	\$ 58,573.76	*
TOTAL INTERGOVERNMENTAL		\$ -	\$ 28,857.41	\$ 58,573.76	\$ -
408-000-343-10-00-00	Surface Water Fees	\$ 18,213,500	\$ 99,406.20	\$ 18,562,510.73	102%
408-000-345-11-00-00	Beaver Lake Mgmt. District Fees	120,000	(524.06)	130,465.69	
TOTAL CHARGES FOR GOODS & SVCS		\$ 18,333,500	\$ 98,882.14	\$ 18,692,976.42	102%
408-000-361-11-00-00	Interest Income	\$ 65,000	\$ 18,327.29	\$ 94,310.41	145%
408-000-361-11-01-00	ISD Interest Income	-	-	298,204.09	*
408-000-362-90-00-01	Rental-Sigmar House	-	3,600.00	79,200.00	*
408-000-367-12-00-00	Contributions-HOA Monitoring	24,000	-	-	0%
408-000-369-90-01-00	Miscellaneous	-	4,271.84	5,289.64	*
TOTAL MISCELLANEOUS		\$ 89,000	\$ 26,199.13	\$ 477,004.14	536%
408-000-397-00-00-00	Transfer from General Fund	\$ -	\$ -	\$ 24,959.74	*
TOTAL NONREVENUES		\$ -	\$ -	\$ 24,959.74	*
TOTAL FUND		\$ 18,422,500	\$ 153,938.68	\$ 19,253,514.06	105%

City of Sammamish

Surface Water Capital Fund

**Biennial Budget to Actual Revenue Comparison
Month Ending December 31, 2022**

Account Number	Description	2021/2022 BUDGET	Monthly Actual	Actual Revenues To Date	21/22 % Received
438-000-332-92-10-00	WS Dept of Commerce-ARPA	\$ 2,910,000	\$ -	\$ -	0%
438-000-334-02-70-00	Dept. of Rec. & Conservation	-	131,959.61	560,869.57	*
438-000-337-07-02-00	KC Flood Control-SRO Fund	192,942	61,779.33	253,838.21	\$ 1.32
438-000-337-07-05-00	KC Flood Control District	400,000	61,778.00	147,463.00	37%
TOTAL INTERGOVERNMENTAL		\$ 3,502,942	\$ 255,516.94	\$ 962,170.78	\$ 2
438-000-361-11-00-00	Interest Income	\$ 30,000	\$ 23,654.90	\$ 107,293.43	358%
438-000-379-00-00-00	Developer Contribution Fees	550,000	208.50	276,661.40	50%
TOTAL MISCELLANEOUS		\$ 580,000	\$ 23,863.40	\$ 383,954.83	66%
438-000-397-00-04-08	Oper Trnsfrs - Storm Oper Fund	\$ 7,973,500	\$ 358,458.33	\$ 7,973,499.96	100%
TOTAL NONREVENUES		\$ 7,973,500	\$ 358,458.33	\$ 7,973,499.96	100%
TOTAL FUND		\$ 12,056,442	\$ 637,838.67	\$ 9,319,625.57	77%

City of Sammamish

Equipment Rental & Replacement Fund

Biennial Budget to Actual Revenue Comparison

Month Ending December 31, 2022

Account Number	Description	2021/2022 BUDGET	Monthly Actual	Actual Revenues To Date	21/22 % Received
501-000-348-30-00-00	Fleet R & M Charge				
501-000-349-30-00-00	Fleet R & M Charge-GF	\$ 589,217	\$ 28,543.83	\$ 589,216.96	100%
501-000-349-30-40-80	Fleet R & M Charge-SWM	157,386	7,578.58	157,385.96	100%
TOTAL CHARGES FOR SERVICES		\$ 746,603	\$ 36,122.41	\$ 746,602.92	100%
501-000-361-11-00-00	Investment Interest	\$ 20,000	\$ 6,010.97	\$ 31,147.12	156%
501-000-362-20-00-00	Fleet Replacement Charge-GF	842,032	35,084.67	842,032.04	100%
501-000-362-20-40-80	Fleet Replacement Charge-SWM	95,740	3,989.17	95,740.04	100%
TOTAL MISCELLANEOUS		\$ 957,772	\$ 45,084.81	\$ 968,919.20	101%
501-000-395-10-00-00	Sale of Capital Assets	\$ 124,000	\$ -	\$ 66,096.79	53%
501-000-397-00-00-00	Transfer from General Fund	-	-	2,706.25	*
501-000-398-00-00-00	Compensation from Ins Recovery	-	1,150.27	38,901.40	*
TOTAL NONREVENUES		\$ 124,000	\$ 1,150.27	\$ 107,704.44	87%
TOTAL FUND		\$ 1,828,375	\$ 82,357.49	\$ 1,823,226.56	100%

City of Sammamish

Information Technology Fund

**Biennial Budget to Actual Revenue Comparison
Month Ending December 31, 2022**

Account Number	Description	2021/2022 BUDGET	Monthly Actual	Actual Revenues To Date	21/22 % Received
502-000-349-80-00-01	Interfund Services - Gen Govt	\$ 4,994,766	\$ 206,959.83	\$ 4,994,765.96	100%
502-000-349-80-04-08	Interfund Services -Surface Water	711,934	29,373.50	711,934.00	100%
TOTAL CHARGES FOR GOODS & SVCS		\$ 5,706,700	\$ 236,333.33	\$ 5,706,699.96	100%
502-000-361-11-00-00	Interest Income	\$ 14,000	\$ 3,445.76	\$ 22,660.41	162%
502-000-369-90-00-00	Miscellaneous Revenue	\$ -	\$ 7,876.71	\$ 7,876.71	*
TOTAL MISCELLANEOUS		\$ 14,000	\$ 11,322.47	\$ 30,537.12	218%
502-000-397-00-00-00	Operating Transfer-General Fund	\$ -	\$ -	\$ 9,742.50	*
TOTAL NONREVENUES		\$ -	\$ -	\$ 9,742.50	*
TOTAL FUND		\$ 5,720,700	\$ 247,655.80	\$ 5,746,979.58	100%

City of Sammamish

Risk Management Fund

**Biennial Budget to Actual Revenue Comparison
Month Ending December 31, 2022**

Account Number	Description	2021/2022 BUDGET	Monthly Actual	Actual Revenues To Date	21/22 % Received
503-000-349-91-00-01	Interfund - General fund	\$ 919,900	\$ -	\$ 919,900.00	100%
503-000-349-91-04-08	Interfund - Storm Oper Fund	131,100	-	131,100.00	100%
TOTAL CHARGES FOR SERVICES		\$ 1,051,000	\$ -	\$ 1,051,000.00	100%
503-000-361-11-00-00	Interest Income	\$ 4,000	\$ 1,494.75	\$ 5,700.54	143%
503-000-369-90-00-00	Miscellaneous	-	16,959.00	16,959.00	*
TOTAL MISCELLANEOUS		\$ 4,000	\$ 18,453.75	\$ 22,659.54	566%
TOTAL FUND		\$ 1,055,000	\$ 18,453.75	\$ 1,073,659.54	102%

City of Sammamish
General Fund

City Council Department

**Biennial Budget to Actual Expenditure Comparison
Month Ending December 31, 2022**

Account Number	Description	2021-2022 BUDGET	Monthly Actual	Actual Exp. To Date	21/22 % Expended
001-011-511-60-11-00	Salaries	\$ 222,300	\$ 9,395.52	\$ 212,775.14	96%
001-011-511-60-21-00	Benefits	46,000	1,324.67	36,080.54	78%
TOTAL PERSONNEL		\$ 268,300	\$ 10,720.19	\$ 248,855.68	93%
001-011-511-60-31-00	Office & Operating Supplies	\$ 5,000	\$ 3,646.03	\$ 6,025.29	121%
001-011-511-60-31-01	Meetings	4,000	-	450.00	11%
001-011-511-60-31-04	Clothing	-	-	306.06	*
001-011-511-60-31-05	Meeting Meals (1)	9,000	739.60	1,607.87	18%
TOTAL SUPPLIES		\$ 18,000	\$ 4,385.63	\$ 8,389.22	47%
001-011-511-60-41-00	Professional Services (2)	\$ 90,000	\$ 3,045.50	\$ 58,167.85	65%
001-011-511-60-41-01	City Manager Recruitment	-	8,163.70	26,000.00	*
001-011-511-60-41-03	Kokanee Work Group	80,000	-	78,291.00	98%
001-011-511-60-41-08	Lobbyist Services	96,000	12,000.00	84,000.00	88%
001-011-511-60-41-10	Climate Action Committee	25,000	-	-	0%
001-011-511-60-42-00	Communications	7,800	936.98	13,314.49	171%
001-011-511-60-43-00	Travel (3)	30,000	4,300.58	5,198.57	17%
001-011-511-60-49-01	Memberships (4)	2,800	306.00	306.00	11%
001-011-511-60-49-03	Training - Seminars/Conf (5)	8,000	481.76	3,737.02	47%
001-011-511-60-49-06	Sound Cities Association	91,000	-	88,307.36	97%
001-011-511-60-49-09	Puget Sound Regional Council	66,500	-	29,362.00	44%
001-011-511-60-49-15	National League of Cities	8,300	-	8,108.00	98%
TOTAL SERVICES & CHARGES		\$ 505,400	\$ 29,234.52	\$ 394,792.29	78%
TOTAL DEPARTMENT		\$ 791,700	\$ 44,340.34	\$ 652,037.19	82%

(1) Light refreshments at Council meetings, \$100/mo x 11. Dinners @ \$850 (Issaquah CC, Redmond CC, ISD/LWSD Boards).

(2) Video recording of meetings, Council photos.

(3) \$10,000 for NLC, AWC, AWC Legislative, local travel and \$10,000 for retreat.

(4) Rotary \$1,200, Eastside Transportation Partnership \$200.

(5) AWC conferences, NLC conferences, local trainings.

City of Sammamish
General Fund

City Manager Department

**Biennial Budget to Biennial Actual Expenditure Comparison
Month Ending December 31, 2022**

Account Number	Description	2021-2022 BUDGET	Monthly Actual	Actual Exp. To Date	21/22 % Expended
Administration					
001-013-513-10-11-00	Salaries (1)	\$ 1,266,600	\$ 38,375.81	\$ 1,427,524.47	113%
001-013-513-10-21-00	Benefits (1)	492,800	12,870.74	427,404.21	87%
TOTAL PERSONNEL		\$ 1,759,400	\$ 51,246.55	\$ 1,854,928.68	105%
001-013-513-10-31-00	Office & Operating Supplies	\$ 10,000	\$ 31.38	\$ 2,557.49	26%
001-013-513-10-31-05	Meeting Meals	5,000	536.79	536.79	11%
001-013-513-10-35-00	Small Tools & Minor Equipment	5,000	-	-	0%
TOTAL SUPPLIES		\$ 20,000	\$ 568.17	\$ 3,094.28	15%
001-013-513-10-41-00	Professional Services (2)	\$ 176,000	\$ 12,200.00	\$ 115,485.65	66%
001-013-513-10-41-04	Copying	2,000	-	-	0%
001-013-513-10-42-00	Communications	4,600	930.57	12,410.95	270%
001-013-513-10-42-02	Postage	1,000	-	24.14	2%
001-013-513-10-43-00	Travel	16,000	-	1,081.46	7%
001-013-513-10-49-01	Memberships (3)	7,000	-	2,617.48	37%
001-013-513-10-49-03	Training (4)	7,000	-	763.00	11%
TOTAL SERVICES & CHARGES		\$ 213,600	\$ 13,130.57	\$ 132,382.68	62%
TOTAL ADMINISTRATION		\$ 1,993,000	\$ 64,945.29	\$ 1,990,405.64	100%
Communications					
001-013-557-20-11-00	Salaries	\$ 389,800	\$ -	\$ 348,081.96	89%
001-013-557-20-12-00	Overtime	-	-	117.89	*
001-013-557-20-21-00	Benefits	183,300	-	145,241.95	79%
TOTAL PERSONNEL		\$ 573,100	\$ -	\$ 493,441.80	86%
001-013-557-20-31-00	Office & Operating Supplies	\$ 10,000	\$ -	\$ 434.32	4%
001-013-557-20-35-00	Small Tool & Equipment	5,000	-	-	0%
TOTAL SUPPLIES		\$ 15,000	\$ -	\$ 434.32	3%
001-013-557-20-41-00	Professional Services (5)	\$ 35,000	\$ 23,637.50	\$ 46,148.30	132%
001-013-557-20-41-01	Newsletter Printing (6)	100,000	-	67,454.94	67%
001-013-557-20-41-07	Website Redesign	152,700	9,149.98	170,026.90	111%
001-013-557-20-42-00	Communications	3,200	173.62	2,732.70	85%
001-013-557-20-42-01	Newsletter Postage	100,000	-	57,226.08	57%
001-013-557-20-43-00	Travel	3,000	-	-	0%
001-013-557-20-44-02	Social Media Advertising	2,000	-	-	0%
001-013-557-20-49-01	Memberships	1,000	-	-	0%
001-013-557-20-49-03	Training	1,000	-	445.00	45%
TOTAL SERVICES & CHARGES		\$ 397,900	\$ 32,961.10	\$ 344,033.92	86%
TOTAL COMMUNICATIONS		\$ 986,000	\$ 32,961.10	\$ 837,910.04	85%
TOTAL DEPARTMENT		\$ 2,979,000	\$ 97,906.39	\$ 2,828,315.68	95%

(1) In May 2022 the City Council approved the use of \$300,000 of Fund Balance to cover the cost of severance pay for the outgoing City Manager.

(2) Retreat moderator.

(3) ICMA, WA City/County Managers Assoc (WCMA).

(4) ICMA conference, AWC conference, National League of Cities conference, Chamber lunches, computer system training, misc. legislative/financial.

(5) Consultant support for survey and design work as needed.

(6) Bi-monthly newsletter with bonus issues.

City of Sammamish
General Fund

Finance Department

**Biennial Budget to Biennial Actual Expenditure Comparison
Month Ending December 31, 2022**

Account Number	Description	2021-2022 BUDGET	Monthly Actual	Actual Exp. To Date	21/22 % Expended
001-014-514-20-11-00	Salaries	\$ 1,713,800	\$ 69,170.25	\$ 1,688,010.19	98%
001-014-514-20-12-00	Overtime	-	43.62	1,275.88	*
001-014-514-20-21-00	Benefits	659,000	22,959.25	597,944.21	91%
TOTAL PERSONNEL		\$ 2,372,800	\$ 92,173.12	\$ 2,287,230.28	96%
001-014-514-20-31-00	Office & Operating Supplies	\$ 9,000	\$ 462.28	\$ 4,891.26	54%
001-014-514-20-31-02	Books	1,500	395.00	395.00	26%
TOTAL SUPPLIES		\$ 10,500	\$ 857.28	\$ 5,286.26	50%
001-014-514-20-41-00	Professional Services (1)	\$ 130,000	\$ 24,654.50	\$ 102,768.78	79%
001-014-514-20-41-02	State Auditor (2)	165,000	2,204.00	181,524.66	110%
001-014-514-20-41-04	Copying (3)	6,000	-	1,905.83	32%
001-014-514-20-41-11	Interim Staff	-	-	20,825.17	*
001-014-514-20-42-00	Communications	1,400	572.98	3,135.00	224%
001-014-514-20-42-02	Postage	-	36.25	45.11	*
001-014-514-20-43-00	Travel	11,000	-	199.00	2%
001-014-514-20-48-00	Maintenance Software	11,000	-	3,594.12	33%
001-014-514-20-49-00	Miscellaneous	3,000	151.70	2,266.75	76%
001-014-514-20-49-01	Memberships	6,000	1,144.00	4,568.00	76%
001-014-514-20-49-03	Training - Seminars/Conf	11,000	319.00	5,957.33	54%
TOTAL SERVICES & CHARGES		\$ 344,400	\$ 29,082.43	\$ 326,789.75	95%
TOTAL DEPARTMENT		\$ 2,727,700	\$ 122,112.83	\$ 2,619,306.29	96%

(1) Fees for: Flex plan administrator, managed investment account, Wells Fargo bank, Paypal.

(2) State Auditor's annual audit and 2021 federal single audit.

(3) Printing-GFOA Budget and Comprehensive Annual Financial Report.

City of Sammamish
General Fund

Legal Services

**Biennial Budget to Biennial Actual Expenditure Comparison
Month Ending December 31, 2022**

Account Number	Description	2021-2022 BUDGET	Monthly Actual	Actual Exp. To Date	21/22 % Expended
001-015-515-31-11-00	Salaries	\$ 519,300	\$ 7,543.82	\$ 331,637.50	64%
001-015-515-31-21-00	Benefits	202,900	2,613.07	113,182.50	56%
TOTAL PERSONNEL		\$ 722,200	\$ 10,156.89	\$ 444,820.00	62%
001-015-515-31-31-00	Office & Operating Supplies	\$ -	\$ (605.55)	\$ 2,591.77	*
001-015-515-31-35-00	Small Tools & Equipment	-	-	1,141.34	
TOTAL SUPPLIES		\$ -	\$ (605.55)	\$ 3,733.11	*
001-015-515-31-41-00	Professional Services	\$ -	\$ 847.77	\$ 2,934.52	
001-015-515-91-41-92	Public Defender	205,000	16,213.50	124,477.69	61%
001-015-515-30-41-94	Domestic Violence Advocate	18,000	957.88	12,212.98	68%
001-015-515-41-41-04	Copying	1,000	-	12,184.35	1218%
001-015-515-41-41-90	City Attorney-Base	-	42,387.34	272,019.75	*
001-015-515-41-41-91	Prosecuting Attorney	352,000	28,072.10	283,689.72	81%
001-015-515-45-41-93	City Attorney - Litigation	1,929,500	33,765.02	1,040,789.29	54%
001-015-558-60-41-00	Hearing Examiner	102,500	1,686.25	38,335.17	37%
001-015-515-31-42-00	Communications	-	253.64	2,995.48	*
001-015-515-31-49-03	Training	-	-	650.00	*
TOTAL SERVICES & CHARGES		\$ 2,608,000	\$ 124,183.50	\$ 1,790,288.95	69%
001-015-512-50-41-00	Municipal Court Costs (1)	\$ 727,000	\$(103,538.00)	\$ 193,836.27	27%
001-015-512-52-41-00	Municipal Court Costs (1)	-	204,349.73	204,349.73	*
TOTAL DEPARTMENT		\$ 4,057,200	\$ 234,546.57	\$ 2,637,028.06	65%

(1) \$397,196 court costs offset by \$207,298 of citation revenue in the 2021-2022 biennium.

City of Sammamish
General Fund

Administrative Services Department

Biennial Budget to Biennial Actual Expenditure Comparison
Month Ending December 31, 2022

Account Number	Description	2021-2022 BUDGET	Monthly Actual	Actual Exp. To Date	21/22 % Expended
City Clerk					
001-018-514-30-11-00	Salaries	\$ 517,000	\$ 33,302.96	\$ 532,823.29	103%
001-018-514-30-12-00	Overtime	-	-	478.18	*
001-018-514-30-21-00	Benefits	243,500	11,935.31	219,768.25	90%
TOTAL PERSONNEL		\$ 760,500	\$ 45,238.27	\$ 753,069.72	99%
001-018-514-30-31-00	Office & Operating Supplies	\$ 6,000	\$ 106.16	\$ 1,615.30	27%
001-018-514-30-31-02	Books	-	-	31.95	*
TOTAL SUPPLIES		\$ 6,000	\$ 106.16	\$ 1,647.25	27%
001-018-514-30-41-00	Professional Services (1)	\$ 100,200	\$ 7,090.88	\$ 117,101.34	117%
001-018-514-30-41-04	Copying	400	-	-	0%
001-018-514-30-42-00	Communication	-	167.20	3,106.98	*
001-018-514-30-43-00	Travel	7,700	-	96.60	1%
001-018-514-30-44-00	Advertising (2)	100,000	1,617.59	39,904.48	40%
001-018-514-30-49-01	Memberships	3,200	110.00	2,119.26	66%
001-018-514-30-49-03	Training - Seminars/Conference	8,000	705.29	4,194.45	52%
TOTAL SERVICES & CHARGES		\$ 219,500	\$ 9,690.96	\$ 166,523.11	76%
001-018-511-70-41-00	Election Costs	\$ 115,000	\$ -	\$ 94,729.25	82%
001-018-511-80-41-00	Voter Registration Costs	300,000	205,116.71	422,587.42	141%
TOTAL INTERGOVERNMENTAL		\$ 415,000	\$ 205,116.71	\$ 517,316.67	125%
TOTAL CITY CLERK SVCS		\$ 1,401,000	\$260,152.10	\$1,438,556.75	103%
Human Resources Administration Section					
001-018-516-20-11-00	Salaries	\$ 456,700	\$ 24,151.72	\$ 378,075.02	83%
001-018-516-20-12-00	Overtime	-	-	300.65	*
001-018-516-20-21-00	Benefits	189,800	7,901.83	123,042.12	65%
001-018-516-20-21-11	Tuition Reimbursement	50,000	-	519.00	1%
TOTAL PERSONNEL		\$ 696,500	\$ 32,053.55	\$ 501,936.79	72%
001-018-516-20-31-00	Office & Operating Supplies	\$ 4,200	\$ 100.73	\$ 381.50	9%
001-018-516-20-31-01	Meeting Expense	500	24.45	24.45	5%
001-018-516-20-31-02	Books & Publications	500	-	400.00	80%
TOTAL SUPPLIES		\$ 5,200	\$ 125.18	\$ 805.95	15%
001-018-516-20-41-00	Professional Services (3)	\$ 100,000	\$ 1,038.00	\$ 288,878.19	289%
001-018-516-20-42-00	Communications	3,120	260.80	3,658.13	117%
001-018-516-20-43-00	Travel	7,000	6.38	372.67	5%
001-018-516-20-44-00	Advertising	6,000	(2,746.05)	3,182.77	53%
001-018-516-20-49-01	Memberships	2,400	-	1,023.00	43%
001-018-516-20-49-02	City-wide Training	9,000	223.53	223.53	2%
001-018-516-20-49-03	Training - Seminars/Conference	5,000	2,744.00	5,783.92	116%
001-018-516-20-49-07	AWC Membership	95,500	-	96,334.00	101%
TOTAL SERVICES & CHARGES		\$ 228,020	\$ 1,526.66	\$ 399,456.21	175%
TOTAL ADMINISTRATION SECTION		\$ 929,720	\$ 33,705.39	\$ 902,198.95	97%

Account Number	Description	2021-2022 BUDGET	Monthly Actual	Actual Exp. To Date	21/22 % Expended
Wellness Section					
001-018-517-90-31-00	Office & Operating Supplies	\$ 2,500	\$ -	\$ 1,783.84	71%
TOTAL SUPPLIES		\$ 2,500	\$ -	\$ 1,783.84	71%
001-018-517-90-41-00	Professional Services	\$ 750	\$ -	\$ -	0%
001-018-517-90-43-00	Travel	250	-	-	0%
001-018-517-90-49-00	Miscellaneous	500	-	141.62	28%
TOTAL SERVICES & CHARGES		\$ 1,500	\$ -	\$ 141.62	9%
TOTAL WELLNESS SECTION		\$ 4,000	\$ -	\$ 1,925.46	48%
TOTAL HUMAN RESOURCES		\$ 933,720	\$ 33,705.39	\$ 904,124.41	97%
Administrative					
001-018-518-10-11-00	Salaries	\$ 333,700	\$ 15,147.36	\$ 139,922.04	42%
001-018-518-10-21-00	Benefits	145,100	5,599.39	52,526.93	36%
TOTAL PERSONNEL		\$ 478,800	\$ 20,746.75	\$ 192,448.97	40%
001-018-518-10-31-00	Supplies	\$ 2,500	\$ -	\$ -	0%
001-018-518-10-31-02	Books & Publications	500	-	-	0%
001-018-518-10-35-00	Small Tools & Minor Equipment	1,500	-	-	0%
TOTAL SUPPLIES		\$ 4,500	\$ -	\$ -	0%
001-018-554-30-41-00	Prof Svcs - Animal Control (4)	\$ 370,000	\$ 161,830.00	\$ 349,601.00	94%
001-018-518-10-42-00	Communications	1,200	40.04	40.04	3%
001-018-518-10-43-00	Travel	3,300	-	-	0%
001-018-518-10-49-00	Miscellaneous	-	-	8,441.34	*
001-018-518-10-49-01	Memberships	1,400	-	-	0%
001-018-518-10-49-03	Training - Seminars/Conference	3,300	-	-	0%
TOTAL SERVICES & CHARGES		\$ 379,200	\$ 161,870.04	\$ 358,082.38	94%
TOTAL ADMINISTRATIVE SVCS		\$ 862,500	\$ 182,616.79	\$ 550,531.35	64%
TOTAL DEPARTMENT		\$ 3,197,220	\$ 476,474.28	\$ 2,893,212.51	90%

- (1) Municipal code updates and records storage. Records mgmt project consultant.
- (2) State mandated public notices for meetings, hearings, ordinances, etc.
- (3) NeoGov, recruiting firms, background checks, temporary agencies, investigators, labor attorneys.
- (4) King County contract for animal control services. Contract amount is offset by per licensing revenue.

City of Sammamish
General Fund

Facilities Department

**Biennial Budget to Biennial Actual Expenditure Comparison
Month Ending December 31, 2022**

Account Number	Description	2021-2022 BUDGET	Monthly Actual	Actual Exp. To Date	21/22 % Expended
001-019-518-30-11-00	Salaries	\$ 1,003,100	\$ 40,562.06	\$ 839,437.46	84%
001-019-518-30-12-00	Overtime	50,000	2,414.63	37,748.00	75%
001-019-518-30-14-00	On Call Pay	28,000	2,442.00	36,894.97	132%
001-019-518-30-21-00	Benefits	448,600	16,935.33	348,343.69	78%
TOTAL PERSONNEL		\$ 1,529,700	\$ 62,354.02	\$ 1,262,424.12	83%
001-019-518-30-31-00	Office & Operating Supplies	\$ 138,800	\$ 23,629.50	\$ 152,685.53	110%
001-019-518-30-31-04	Safety Clothing	6,100	757.05	2,403.21	39%
001-019-518-30-31-05	Snow & Ice	12,000	2,239.88	2,239.88	19%
001-019-518-30-31-06	Signs & Markings	13,500	-	-	0%
001-019-518-30-32-00	Fuel	89,200	12,157.16	30,607.63	34%
001-019-518-30-35-00	Small Tools & Minor Equipment (1)	91,000	2,022.00	22,405.63	25%
TOTAL SUPPLIES		\$ 350,600	\$ 40,805.59	\$ 210,341.88	60%
001-019-518-30-41-00	Professional Services (2)	\$ 1,026,400	\$ 238,065.07	\$ 1,148,390.83	112%
001-019-518-30-42-00	Communications	114,700	10,474.78	92,778.38	81%
001-019-518-30-43-00	Travel	3,200	-	56.50	2%
001-019-518-30-45-00	Rentals & Leases	20,000	1,880.64	14,238.23	71%
001-019-518-30-47-00	Utilities	433,700	46,262.42	391,691.62	90%
001-019-518-30-48-00	Repair & Maintenance (3)	933,400	93,322.35	586,709.81	63%
001-019-518-30-48-01	Repair & Maintenance Capital	253,900	-	215,482.96	85%
001-019-518-30-49-03	Training	10,500	-	2,314.70	22%
TOTAL SERVICES & CHARGES		\$ 2,795,800	\$ 390,005.26	\$ 2,451,663.03	88%
001-019-594-19-64-00	Machinery & Equipment	\$ -	\$ -	\$ 7,556.75	*
TOTAL CAPITAL		\$ -	\$ -	\$ 7,556.75	*
TOTAL DEPARTMENT		\$ 4,676,100	\$ 493,164.87	\$ 3,931,985.78	84%

(1) Shared use filing cabinets, partitions, appliances. Facility's staff purchases. (Departments pay for 1st time purchases.)
pressure washing.

(2) Maintenance contracts-landscape, custodial, tree, pest control, etc.

(3) Contracted services-electrical, plumbing, elevator, fuel tank cleaning, etc.

City of Sammamish
General Fund

Police Services Department

**Biennial Budget to Biennial Actual Expenditure Comparison
Month Ending December 31, 2022**

Account Number	Description	2021-2022 BUDGET	Monthly Actual	Actual Exp. To Date	21/22 % Expended
001-021-521-10-11-00	Salaries	\$ 275,200	\$ 7,639.88	\$ 183,186.88	67%
001-021-521-10-21-00	Benefits	135,500	3,115.61	73,037.55	54%
TOTAL PERSONNEL		\$ 410,700	\$ 10,755.49	\$ 256,224.43	62%
001-021-521-10-31-00	Office & Operating Supplies	\$ 10,000	\$ 1,642.81	\$ 7,896.62	79%
001-021-521-10-31-01	Reserve Prog. Oper. Supplies	8,000	-	38.00	0%
001-021-521-10-31-02	Citizens Academy	16,000	-	-	0%
001-021-521-10-31-04	Clothing Allowance	-	-	357.66	*
001-021-521-10-31-05	Meeting Meal Expense	600	-	1,172.53	195%
001-021-521-10-31-06	Supplies Explorer Program	10,000	69.35	4,275.18	43%
001-021-521-10-32-00	Fuel	1,000	74.63	249.48	25%
001-021-521-10-35-00	Small Tools & Minor Equip	11,500	14,643.33	16,193.61	141%
TOTAL SUPPLIES		\$ 57,100	\$ 16,430.12	\$ 30,183.08	53%
001-021-521-10-41-00	Professional Services (1)	\$ 10,000	\$ 326.10	\$ 4,573.72	46%
001-021-521-20-41-00	Police Services Contract	16,949,400	1,397,918.66	15,702,320.66	93%
001-021-523-60-41-00	Jail Contract	330,000	15,663.71	165,911.97	50%
001-021-521-10-42-00	Communications	1,400	83.60	1,451.00	104%
001-021-521-10-43-00	Travel	10,000	-	10,306.54	103%
001-021-521-10-45-00	Operating Rentals & Leases	-	-	600.00	*
001-021-521-10-45-06	Rentals-Explorer Program	-	-	100.00	*
001-021-521-10-47-00	Utilities	-	86.00	86.00	*
001-021-521-10-48-00	Repair & Maintenance	6,000	-	4,703.90	78%
001-021-521-10-49-01	Memberships (2)	1,000	-	480.00	48%
001-021-521-10-49-03	Training-Explorers	-	-	1,255.92	*
001-021-521-20-49-03	Training-Seminars/Conferences	12,000	4,794.00	8,509.13	71%
TOTAL SERVICES & CHARGES		\$17,319,800	\$1,418,872.07	\$ 15,900,298.84	92%
001-021-594-21-64-00	Machinery & Equipment	\$ -	\$ -	\$ 15,052.34	*
TOTAL CAPITAL		\$ -	\$ -	\$ 15,052.34	*
TOTAL DEPARTMENT		\$ 17,787,600	\$ 1,446,057.68	\$ 16,201,758.69	91%

(1) Towing, background checks, equipment calibration.

(2) International Association of Chiefs of Police, WA Association of Sheriffs and Police Chiefs.

City of Sammamish
General Fund

Fire Services Department

Biennial Budget to Biennial Actual Expenditure Comparison
Month Ending December 31, 2022

Account Number	Description	2021-2022 BUDGET	Monthly Actual	Actual Exp. To Date	21/22 % Expended
001-022-522-20-41-00	Eastside Fire & Rescue Contract	\$16,218,567	\$ 779,243.75	\$ 16,388,085.99	101%
001-022-522-50-47-00	Station Surface Water Fees	11,250	-	11,165.33	99%
TOTAL SERVICES & CHARGES		\$16,229,817	\$ 779,243.75	\$ 16,399,251.32	101%
TOTAL DEPARTMENT		\$16,229,817	\$ 779,243.75	\$ 16,399,251.32	101%

City of Sammamish
General Fund

Emergency Management

**Biennial Budget to Biennial Actual Expenditure Comparison
Month Ending December 31, 2022**

Account Number	Description	2021-2022 BUDGET	Monthly Actual	Actual Exp. To Date	21/22 % Expended
001-025-525-60-31-00	Office & Operating Supplies	\$ 41,000	\$ -	\$ 4,299.59	10%
TOTAL SUPPLIES		\$ 41,000	\$ -	\$ 4,299.59	10%
001-025-525-60-41-00	Prof. Services EMPG Grant	\$ 140,600	\$ 23,537.15	\$ 89,646.68	64%
001-025-525-60-41-01	Contracted Emergency Mgr.	361,500	135,285.05	360,516.35	100%
001-025-525-60-41-02	Professional Services	30,000	-	35,760.00	119%
001-025-525-60-41-95	Prof. Services-Contingency	20,000	-	20,000.00	100%
001-025-525-60-42-00	Communications	30,000	2,443.83	29,988.09	100%
001-025-525-60-43-00	Travel	1,000	-	-	0%
001-025-525-60-48-00	Repair & Maintenance	2,000	-	-	0%
001-025-525-60-49-01	Memberships	1,000	-	460.00	46%
001-025-525-60-49-03	Training-Seminars/Conferences	20,000	-	-	0%
TOTAL SERVICES & CHARGES		\$ 606,100	\$ 161,266.03	\$ 536,371.12	88%
001-025-594-25-64-00	Machinery & Equipment	\$ -	\$ -	\$ 58,967.75	*
TOTAL CAPITAL		\$ -	\$ -	\$ 58,967.75	*
TOTAL DEPARTMENT		\$ 647,100	\$ 161,266.03	\$ 599,638.46	93%

City of Sammamish
General Fund

Public Works Department

**Biennial Budget to Biennial Actual Expenditure Comparison
Month Ending December 31, 2022**

Account Number	Description	2021-2022 BUDGET	Monthly Actual	Actual Exp. To Date	21/22 % Expended
Administration Section					
001-040-543-10-11-00	Salaries	\$ 810,700	\$ 23,960.58	\$ 767,000.98	95%
001-040-543-10-12-00	Overtime	2,100	-	2,612.69	124%
001-040-543-10-21-00	Benefits	295,700	8,118.15	258,529.81	87%
TOTAL PERSONNEL		\$ 1,108,500	\$ 32,078.73	\$ 1,028,143.48	93%
Supplies Section					
001-040-543-10-31-00	Office & Operating Supplies	\$ 4,700	\$ 216.07	\$ 5,015.85	107%
001-040-543-10-31-01	Meetings	2,000	-	459.29	23%
001-040-543-10-31-04	Clothing Allowance	-	-	50.51	*
001-040-543-10-31-05	Meeting Meals	1,000	-	1,439.13	144%
001-040-543-10-32-00	Fuel	19,000	1,329.29	17,218.52	91%
001-040-543-10-34-00	Maps	400	-	205.50	51%
001-040-543-10-35-00	Small Tools & Minor Equipment	600	-	-	0%
TOTAL SUPPLIES		\$ 27,700	\$ 1,545.36	\$ 24,388.80	88%
Services & Charges Section					
001-040-543-10-41-00	Professional Services	\$ 72,560	\$ 5,026.00	\$ 61,824.78	85%
001-040-543-10-41-02	Engineering Services	-	500.00	500.00	*
001-040-543-10-42-00	Communications	34,000	2,119.45	35,839.80	105%
001-040-543-10-42-02	Postage	-	-	196.20	*
001-040-543-10-43-00	Travel	2,100	-	-	0%
001-040-537-70-47-01	Recycling	232,500	31,956.64	218,662.40	94%
001-040-543-10-49-01	Memberships	4,200	-	539.50	13%
001-040-543-10-49-03	Training - Seminars/Conference	6,800	1,206.16	10,653.06	157%
TOTAL SERVICES & CHARGES		\$ 352,160	\$ 40,808.25	\$ 328,215.74	93%
TOTAL ADMINISTRATION		\$ 1,488,360	\$ 74,432.34	\$ 1,380,748.02	93%
Engineering Section					
001-040-542-10-11-00	Salaries	\$ 2,342,800	\$ 95,545.75	\$ 2,100,811.60	90%
001-040-542-10-12-00	Overtime	8,000	-	3,088.76	39%
001-040-542-10-14-00	Standby Pay	-	-	99.00	*
001-040-542-10-21-00	Benefits	964,200	39,730.35	866,419.13	90%
TOTAL PERSONNEL		\$ 3,315,000	\$ 135,276.10	\$ 2,970,418.49	90%
Supplies Section					
001-040-542-10-31-00	Office & Operating Supplies	\$ 11,000	\$ 55.05	\$ 3,243.22	29%
001-040-542-10-31-01	Meetings	2,000	-	450.00	23%
001-040-542-10-31-04	Safety Clothing	4,100	-	174.12	4%
001-040-542-10-32-00	Fuel	-	-	(290.56)	*
001-040-542-10-34-00	Maps	400	-	-	0%
001-040-542-10-35-00	Small Tools & Minor Equipment	4,600	-	-	0%
TOTAL SUPPLIES		\$ 22,100	\$ 55.05	\$ 3,576.78	16%
Services & Charges Section					
001-040-542-10-41-00	Professional Services (1)	\$ 510,000	\$ 27,589.97	\$ 168,459.82	33%
001-040-542-10-41-02	Engineering Services	267,700	64,923.00	194,252.25	73%
001-040-542-10-42-00	Communications	-	555.65	165.23	*
001-040-542-10-42-02	Postage	-	-	1,333.14	*
001-040-542-10-43-00	Travel	6,000	(10.90)	3,131.42	52%
001-040-542-10-48-00	Repair & Maintenance	131,000	-	-	0%
001-040-542-10-49-00	Miscellaneous	1,000	-	10.00	1%
001-040-542-10-49-01	Memberships	7,100	-	3,478.20	49%
001-040-542-10-49-03	Training - Seminars/Conference	22,200	3,000.00	14,790.79	67%

Account Number	Description	2021-2022 BUDGET	Monthly Actual	Actual Exp. To Date	21/22 % Expended
TOTAL SERVICES & CHARGES		\$ 945,000	\$ 96,057.72	\$ 385,620.85	41%
001-040-594-42-64-00	Computer Software (2)	\$ 33,600	\$ -	\$ 6,606.00	20%
TOTAL CAPITAL		\$ 33,600	\$ -	\$ 6,606.00	20%
TOTAL ENGINEERING		\$ 4,315,700	\$ 231,388.87	\$ 3,366,222.12	78%
Traffic Section					
001-041-542-10-11-00	Salaries	\$ 1,141,200	\$ 53,384.59	\$ 921,086.25	81%
001-041-542-10-12-00	Overtime	3,000	239.27	9,694.07	323%
001-041-542-10-14-00	Standby pay	-	-	66.00	*
001-041-542-10-21-00	Benefits	496,000	\$20,867.85	\$359,800.13	73%
TOTAL PERSONNEL		\$ 1,640,200	\$ 74,491.71	\$ 1,290,646.45	79%
001-041-542-10-31-00	Office & Operating Supplies	\$ 120,900	\$ 51,065.64	\$ 178,329.97	148%
001-041-542-10-31-04	Traffic Control Devices	183,800	149,185.56	235,928.28	128%
001-041-542-30-31-06	Safety Clothing	3,200	706.13	9,281.50	290%
001-041-542-10-35-00	Small Tools & Minor Equipment	105,840	8,804.05	31,631.73	30%
TOTAL SUPPLIES		\$ 413,740	\$ 209,761.38	\$ 455,171.48	110%
001-041-542-10-41-00	Professional Services	\$ 684,000	\$ 8,822.25	\$ 250,003.30	37%
001-041-542-10-42-00	Communications	-	13,508.78	26,514.34	*
001-041-542-10-42-02	Postage	-	595.84	595.84	*
001-041-542-10-43-00	Travel	800	137.84	1,125.45	141%
001-041-542-10-45-00	Operating Rentals	12,900	-	9,460.21	73%
001-041-542-10-48-00	Repair & Maintenance	693,050	9,576.52	210,402.68	30%
001-041-542-10-49-01	Memberships	4,200	384.88	2,642.21	63%
001-041-542-10-49-03	Training - Seminars/Conference	12,100	190.00	5,113.14	42%
001-041-542-30-48-50	KC Road/Signal Maint Contract	330,000	1,792.26	189,129.96	57%
001-041-542-30-48-51	Street Lighting	35,000	-	282.21	1%
001-041-544-40-41-06	Transportation Computer Model	60,000	-	11,025.50	18%
001-041-544-40-41-08	Concurrency Mgmt Sys-Reimb	230,400	6,277.38	38,749.80	17%
TOTAL SERVICES & CHARGES		\$ 2,062,450	\$ 41,285.75	\$ 745,044.64	36%
001-041-594-42-64-00	Computer Software (3)	\$ 20,400	\$ -	\$ 16,600.23	81%
001-041-594-42-64-30	Machinery & Equipment	-	-	73,848.71	*
TOTAL CAPITAL		\$ 20,400	\$ -	\$ 90,448.94	443%
TOTAL TRAFFIC		\$ 4,136,790	\$ 325,538.84	\$ 2,581,311.51	62%
Maintenance Section					
001-040-542-30-11-00	Salaries	\$ 1,097,200	\$ 50,753.33	\$ 1,037,362.17	95%
001-040-542-30-12-00	Overtime	150,000	45,480.65	170,362.26	114%
001-040-542-30-14-00	Standby Pay	24,600	924.00	20,113.50	82%
001-040-542-30-21-00	Benefits	522,300	37,157.00	491,886.52	94%
TOTAL PERSONNEL		\$ 1,794,100	\$ 134,314.98	\$ 1,719,724.45	96%
001-040-542-30-31-00	Office & Operating Supplies	\$ 321,000	\$ 13,927.09	\$ 203,597.62	63%
001-040-542-30-31-04	Safety Clothing & Equipment	10,400	1,079.42	6,196.52	60%
001-040-542-30-31-06	Signs & Markers	110,000	19,286.27	65,843.68	60%
001-040-542-30-32-00	Fuel	48,000	9,294.80	60,596.03	126%
001-040-542-30-35-00	Small Tools & Minor Equipment	6,400	5,519.80	19,859.44	310%
001-040-542-66-31-00	Snow & Ice Supplies (4)	169,800	115,980.05	268,403.43	158%
001-040-542-66-31-01	Snow & Ice Supplies - Tools	20,000	25,627.68	67,280.08	336%
TOTAL SUPPLIES		\$ 685,600	\$ 190,715.11	\$ 691,776.80	101%
001-040-542-30-41-00	Professional Services (5)	\$ 192,320	\$ 24,301.95	\$ 177,190.14	92%
001-040-542-30-41-01	Prof Svc: ROW landscape (6)	1,266,000	41,816.55	1,000,561.57	79%

Account Number	Description	2021-2022 BUDGET	Monthly Actual	Actual Exp. To Date	21/22 % Expended
001-040-542-30-42-00	Communications	16,000	1,172.50	17,607.92	110%
001-040-542-30-43-00	Travel	2,000	3,337.94	3,621.39	181%
001-040-542-30-45-00	Operating Rentals & Leases	117,800	5,863.12	110,092.58	93%
001-040-542-30-47-00	Utilities	526,000	50,250.14	516,417.75	98%
001-040-542-30-48-00	Repair & Maintenance	296,000	7,023.23	140,986.47	48%
001-040-542-30-48-50	Roadway-Slide Repair	80,000	-	12,879.65	16%
001-040-542-30-49-00	Miscellaneous	-	-	247.20	*
001-040-542-30-49-01	Memberships	-	-	207.50	*
001-040-542-30-49-03	Training	29,700	1,755.40	14,015.84	47%
001-040-542-67-48-50	Street Cleaning	12,000	-	-	0%
TOTAL SERVICES & CHARGES		\$ 2,537,820	\$ 135,520.83	\$ 1,993,828.01	79%
001-040-594-42-64-30	Machinery & Equipment (7)	\$ 142,000	\$ 29,730.78	\$ 90,970.02	64%
TOTAL CAPITAL		\$ 142,000	\$ 29,730.78	\$ 90,970.02	64%
TOTAL MAINTENANCE		\$ 5,159,520	\$ 490,281.70	\$ 4,496,299.28	87%
Pavement Preservation Section					
001-040-542-30-48-51	Roadway Overlay Program	\$ 1,501,500	\$ 1,710.00	\$ 268,841.21	18%
001-040-542-30-48-52	Overlay-NHS Funded	1,530,000	3,000.23	98,831.47	6%
001-040-542-61-48-50	Sidewalks	1,213,600	460,952.40	1,520,630.44	125%
TOTAL PAVEMENT PRESERVATION		\$ 4,245,100	\$ 465,662.63	\$ 1,888,303.12	44%
TOTAL DEPARTMENT		\$ 19,345,470	\$ 1,587,304.38	\$ 13,712,884.05	71%

(1) Transportation Master Plan, GMHB compliance, geotech assistance, surveying support, database management, project assistance.

(2) Project management software.

(3) Synchro upgrade-\$2,200 per year, Accident Data Management \$6,000-2021, TMC & signal software-2022 \$10,000.

(4) De-icer, liquid and granules.

(5) Thermoplastic road striping, traffic engineering services, ITS tech support.

(6) Landscape maintenance, tree service, flagging services.

(7) New/upgraded vehicles, equipment.

City of Sammamish
General Fund

Social & Human Services Department

Biennial Budget to Biennial Actual Expenditure Comparison
Month Ending December 31, 2022

Account Number	Description	2021-2022 BUDGET	Monthly Actual	Actual Exp. To Date	21/22 % Expended
Community Services Section					
001-050-557-20-11-00	Salaries	\$ 163,000	\$ 5,065.12	\$ 137,226.97	84%
001-050-557-20-21-00	Benefits	80,500	2,611.34	64,059.53	80%
TOTAL PERSONNEL		\$ 243,500	\$ 7,676.46	\$ 201,286.50	83%
001-050-557-20-31-00	Office & Operating Supplies	\$ 4,000	\$ -	\$ -	0%
TOTAL SUPPLIES		\$ 4,000	\$ -	\$ -	0%
001-050-557-20-41-00	Professional Services (1)	\$ 941,800	\$ 191,772.34	\$ 865,833.34	92%
001-050-557-20-41-04	Professional Services-Printing	1,000	-	-	0%
001-050-557-20-42-00	Communication	1,000	-	-	0%
001-050-557-20-43-00	Travel	500	-	-	0%
001-050-557-20-44-00	Advertising	500	-	-	0%
001-050-557-20-49-01	Memberships (2)	15,000	-	12,950.00	86%
001-050-557-20-49-03	Training-Seminars/Conferences	4,000	-	2,900.00	73%
TOTAL SERVICES & CHARGES		\$ 963,800	\$ 191,772.34	\$ 881,683.34	91%
TOTAL COMMUNITY SERVICES		\$ 1,211,300	\$ 199,448.80	\$ 1,082,969.84	89%
Housing Section					
001-050-559-20-41-00	Affordable Housing (3)	\$ 200,000	\$ -	\$ 200,000.00	100%
001-050-559-20-41-01	Affordable Housing Sales Tax (4)	102,000	-	99,516.43	98%
TOTAL SERVICES & CHARGES		\$ 302,000	\$ -	\$ 299,516.43	99%
TOTAL HOUSING		\$ 302,000	\$ -	\$ 299,516.43	99%
TOTAL DEPARTMENT		\$ 1,513,300	\$ 199,448.80	\$ 1,382,486.27	91%

- (1) Human services grants-\$440,400, Bellevue admin. fee-\$3,500.
- (2) Eastside Human Services Forum membership
- (3) ARCH contribution
- (4) Affordable housing sales tax allocation for low-income housing.

City of Sammamish
General Fund

Community Development

**Biennial Budget to Biennial Actual Expenditure Comparison
Month Ending December 31, 2022**

Account Number	Description	2021-2022 BUDGET	Monthly Actual	Actual Exp. To Date	21/22 % Expended
Planning Section					
001-058-558-60-11-00	Salaries	\$ 2,985,200	\$ 122,149.47	\$ 2,725,127.20	91%
001-058-558-60-12-00	Overtime	18,200	-	15,783.15	87%
001-058-558-60-21-00	Benefits	1,185,300	47,525.33	1,027,322.94	87%
TOTAL PERSONNEL		\$ 4,188,700	\$ 169,674.80	\$ 3,768,233.29	90%
001-058-558-60-31-00	Office & Operating Supplies	\$ 12,700	\$ 1,020.00	\$ 4,400.19	35%
001-058-558-60-31-01	Meetings	3,300	1,146.73	1,252.71	38%
001-058-558-60-31-02	Books	200	-	-	0%
001-058-558-60-32-00	Fuel	500	-	-	0%
001-058-558-60-34-00	Maps	500	-	-	0%
001-058-558-60-35-00	Small Tools & Minor Equipment	22,900	-	-	0%
TOTAL SUPPLIES		\$ 40,100	\$ 2,166.73	\$ 5,652.90	14%
001-058-558-60-41-00	Professional Services (1)	\$ 749,000	\$ 201,972.85	\$ 718,220.64	96%
001-058-558-60-41-02	Professional Svcs-Contracted (2)	337,900	51,315.64	457,775.53	135%
001-058-558-60-41-04	Copying	2,000	-	187.27	9%
001-058-558-60-42-00	Communications	9,000	1,452.70	9,338.95	104%
001-058-558-60-42-02	Postage	2,000	163.42	268.10	13%
001-058-558-60-43-00	Travel	1,500	-	687.84	46%
001-058-558-60-44-00	Advertising/Public Notices	900	1,877.21	2,181.92	242%
001-058-558-60-49-01	Memberships	5,900	930.00	6,904.00	117%
001-058-558-60-49-03	Training - Seminars/Conference	16,400	154.00	5,396.00	33%
001-058-559-20-49-08	ARCH Membership	275,600	33,662.75	262,145.00	95%
TOTAL SERVICES & CHARGES		\$ 1,400,200	\$ 291,528.57	\$ 1,463,105.25	104%
TOTAL PLANNING		\$ 5,629,000	\$ 463,370.10	\$ 5,236,991.44	93%
Building Section					
001-058-524-20-11-00	Salaries	\$ 2,033,700	\$ 71,319.70	\$ 1,830,258.26	90%
001-058-524-20-12-00	Overtime	15,000	-	2,856.80	19%
001-058-524-20-21-00	Benefits	871,500	29,480.63	738,653.77	85%
TOTAL PERSONNEL		\$ 2,920,200	\$ 100,800.33	\$ 2,571,768.83	88%
001-058-524-20-31-00	Office & Operating Supplies	\$ 10,900	\$ 1,323.31	\$ 3,222.52	30%
001-058-524-20-31-01	Meetings	400	-	61.35	15%
001-058-524-20-31-02	Books	10,900	-	2,034.09	19%
001-058-524-20-31-04	Safety Clothing	1,700	-	1,588.24	93%
001-058-524-20-32-00	Fuel	14,000	1,875.48	15,355.69	110%
001-058-524-20-35-00	Small Tools & Minor Equipment	9,900	-	-	0%
TOTAL SUPPLIES		\$ 47,800	\$ 3,198.79	\$ 22,261.89	47%
001-058-524-20-41-00	Professional Services	\$ 25,000	\$ -	\$ 792.00	3%
001-058-524-20-41-02	Professional Services-Cont (3)	210,000	37,277.20	91,833.54	44%
001-058-524-20-41-04	Copying	1,000	-	-	0%
001-058-524-20-42-00	Communications	19,000	1,385.23	20,416.31	107%
001-058-524-20-43-00	Travel	12,700	-	2,122.69	17%
001-058-524-20-44-00	Advertising	-	-	50.00	*

Account Number	Description	2021-2022 BUDGET	Monthly Actual	Actual Exp. To Date	21/22 % Expended
001-058-524-20-49-01	Memberships	5,050	185.00	3,322.00	66%
001-058-524-20-49-03	Training - Seminars/Conference	37,600	241.00	12,945.94	34%
TOTAL SERVICES & CHARGES		\$ 310,350	\$ 39,088.43	\$ 131,482.48	42%
TOTAL BUILDING		\$ 3,278,350	\$ 143,087.55	\$ 2,725,513.20	83%
Permit Center					
001-058-558-50-11-00	Salaries	\$ 635,900	\$ 23,666.85	\$ 583,591.57	92%
001-058-558-50-12-00	Overtime	5,700	-	2,008.21	35%
001-058-558-50-21-00	Benefits	306,300	10,178.91	279,661.03	91%
TOTAL PERSONNEL		\$ 947,900	\$ 33,845.76	\$ 865,260.81	91%
001-058-558-50-31-00	Office & Operating Supplies	\$ 7,900	\$ 481.56	\$ 2,938.33	37%
001-058-558-50-31-02	Books	600	-	-	0%
001-058-558-50-35-00	Small Tools & Minor Equipment	5,900	-	-	0%
TOTAL SUPPLIES		\$ 14,400	\$ 481.56	\$ 2,938.33	20%
001-058-558-50-41-00	Professional Svcs-Trakit Upgrade	\$ 33,500	\$ -	\$ 32,500.00	97%
001-058-558-50-41-02	Prof. Services-Contracted (4)	55,000	3,745.01	41,503.70	75%
001-058-558-50-41-04	Copying	1,000	-	-	0%
001-058-558-50-42-00	Communications	4,300	187.20	1,581.37	37%
001-058-558-50-43-00	Travel	600	80.03	80.03	13%
001-058-558-50-45-00	Operating Rentals & Leases	800	-	-	0%
001-058-558-50-49-01	Memberships	300	-	132.00	44%
001-058-558-50-49-03	Training - Seminars/Conference	4,600	470.29	554.29	12%
TOTAL SERVICES & CHARGES		\$ 100,100	\$ 4,482.53	\$ 76,351.39	76%
001-058-594-58-64-00	Machinery & Equipment	\$ 29,100	\$ -	\$ 1,280.00	4%
TOTAL CAPITAL		\$ 29,100	\$ -	\$ 1,280.00	4%
TOTAL PERMIT CENTER		\$ 1,091,500	\$ 38,809.85	\$ 945,830.53	87%
TOTAL DEPARTMENT		\$ 9,998,850	\$ 645,267.50	\$ 8,908,335.17	89%

Professional services in the Planning Division may be over budget in 2022. A \$99,975 grant was received from the Department of Commerce after the budget was prepared that will reimburse the city for the additional professional services expenditures. Grant acceptance approved by Council 10/5/2021.

- (1) Comprehensive Plan update, Urban Forest Management Plan implementation, fee schedule analysis.
- (2) Reimbursed professional services-development review fee, environmental review. arboriculture review, historic resources.
- (3) Contracted services to supplement city staff for plan review and inspections. Cost covered by fees.
- (4) Public notice signs and mailing service.

City of Sammamish
General Fund

Parks & Recreation Department

**Biennial Budget to Biennial Actual Expenditure Comparison
Month Ending December 31, 2022**

Account Number	Description	2021-2022 BUDGET	Monthly Actual	Actual Exp. To Date	21/22 % Expended
Arts Section					
001-076-573-20-31-00	Office & Operating Supplies	\$ 10,000	\$ -	\$ 3,828.10	38%
TOTAL SUPPLIES		\$ 10,000	\$ -	\$ 3,828.10	38%
001-076-573-20-41-00	Professional Services-Arts Com	\$ 151,000	\$ 1,384.44	\$ 32,618.26	22%
001-076-573-20-41-04	Copying	600	-	-	0%
001-076-573-20-44-00	Advertising	2,000	-	-	0%
001-076-573-20-45-00	Operating Rentals & Leases	1,500	-	-	0%
001-076-573-20-49-03	Training-Seminars/Conferences	-	-	320.00	*
TOTAL SERVICES & CHARGES		\$ 155,100	\$ 1,384.44	\$ 32,938.26	21%
TOTAL ARTS		\$ 165,100	\$ 1,384.44	\$ 36,766.36	22%
Culture Section					
001-076-576-80-31-03	Friends of Issaquah Salmon Hatch	\$ 40,000	\$ -	\$ 10,000.00	25%
TOTAL SUPPLIES		\$ 40,000	\$ -	\$ 10,000.00	25%
001-076-518-90-49-15	Friends of Lake Sammamish	\$ 45,000	\$ 4,000.00	\$ 45,000.00	100%
001-076-573-20-41-01	Prof Services-Samm Symphony	30,000	-	-	0%
001-076-573-20-41-02	Prof Svcs-Master Chorus Eastsd	2,000	-	1,000.00	50%
001-076-573-90-41-01	Prof Svc-Farmer's Market	20,000	-	-	0%
001-076-573-90-41-02	Prof Svcs - Heritage Society	10,000	2,500.00	10,000.00	100%
TOTAL SERVICES & CHARGES		\$ 107,000	\$ 6,500.00	\$ 56,000.00	52%
TOTAL CULTURE		\$ 147,000	\$ 6,500.00	\$ 66,000.00	45%
Administration Section					
001-076-571-10-11-00	Salaries	\$ 981,400	\$ 38,807.58	\$ 901,625.80	92%
001-076-571-10-12-00	Overtime	-	-	2,366.52	*
001-076-571-10-21-00	Benefits	345,600	\$13,775.81	\$321,360.23	93%
TOTAL PERSONNEL		\$ 1,327,000	\$ 52,583.39	\$ 1,225,352.55	92%
001-076-571-10-31-00	Office & Operating Supplies	\$ 8,000	\$ 136.02	\$ 3,659.40	46%
001-076-571-10-32-00	Fuel	500	-	-	0%
001-076-571-10-35-00	Small Tools & Minor Equipment	2,000	-	-	0%
TOTAL SUPPLIES		\$ 10,500	\$ 136.02	\$ 3,659.40	35%
001-076-571-10-41-00	Professional Services	\$ 6,320	\$ 12,669.53	\$ 40,407.53	639%
001-076-571-10-42-00	Communications	7,200	364.40	5,086.96	71%
001-076-571-10-42-02	Postage	2,000	-	-	0%
001-076-571-10-43-00	Travel	9,200	40.78	276.10	3%
001-076-571-10-49-01	Memberships	10,800	-	9,880.00	91%
001-076-571-10-49-03	Training - Seminars/Conference	5,700	2,212.48	5,520.58	97%
TOTAL SERVICES & CHARGES		\$ 41,220	\$ 15,287.19	\$ 61,171.17	148%
001-076-594-76-64-10	Machinery & Equipment	\$ -	\$ 6,443.71	\$ 6,443.71	*
TOTAL CAPITAL		\$ -	\$ 6,443.71	\$ 6,443.71	*
TOTAL ADMINISTRATION		\$ 1,378,720	\$ 74,450.31	\$ 1,296,626.83	94%

Account Number	Description	2021-2022 BUDGET	Monthly Actual	Actual Exp. To Date	21/22 % Expended
Volunteer Services					
001-076-518-90-11-00	Salaries	\$ 222,000	\$ 7,572.44	\$ 225,919.08	102%
001-076-518-90-12-00	Overtime	-	567.05	5,645.98	*
001-076-518-90-14-00	Standby Pay	-	99.00	858.00	*
001-076-518-90-21-00	Benefits	108,600	3,062.55	116,056.83	107%
TOTAL PERSONNEL		\$ 330,600	\$ 11,301.04	\$ 348,479.89	105%
Supplies					
001-076-518-90-31-00	Supplies (1)	\$ 98,000	\$ 4,171.60	\$ 43,612.73	45%
001-076-518-90-32-00	Fuel	1,600	62.81	1,691.25	106%
001-076-518-90-31-04	Safety Clothing	1,900	1,311.60	1,311.60	69%
001-076-518-90-35-00	Small Tools & Minor Equipment	3,000	-	438.07	15%
TOTAL SUPPLIES		\$ 104,500	\$ 5,546.01	\$ 47,053.65	45%
Services & Charges					
001-076-518-90-41-00	Professional Services (2)	\$ 42,700	\$ -	\$ 22,034.00	52%
001-076-518-90-42-00	Communication	1,800	173.62	2,356.54	131%
001-076-518-90-43-00	Travel	2,000	-	-	0%
001-076-518-90-44-00	Advertising	400	-	-	0%
001-076-518-90-45-00	Operating Rentals & Leases	8,000	-	2,644.64	33%
001-076-518-90-47-00	Utilities	-	-	38.89	*
001-076-518-90-49-01	Memberships	300	-	-	0%
001-076-518-90-49-03	Training	2,600	-	419.50	16%
TOTAL SERVICES & CHARGES		\$ 57,800	\$ 173.62	\$ 27,493.57	48%
001-076-594-18-64-00	Machinery & Equipment	\$ 28,000	\$ -	\$ -	0%
TOTAL CAPITAL		\$ 28,000	\$ -	\$ -	0%
TOTAL VOLUNTEER SERVICES		\$ 520,900	\$ 17,020.67	\$ 423,027.11	81%
Planning & Development					
001-076-576-95-11-00	Salaries	\$ 616,700	\$ 25,227.64	\$ 509,745.67	83%
001-076-576-95-21-00	Benefits	212,800	8,654.44	171,996.61	81%
TOTAL PERSONNEL		\$ 829,500	\$ 33,882.08	\$ 681,742.28	82%
Supplies					
001-076-576-95-31-00	Office & Operating Supplies	\$ 6,000	\$ 340.85	\$ 1,340.53	22%
001-076-576-95-31-04	Safety Clothing	-	-	24.21	*
001-076-576-95-32-00	Fuel	600	-	-	0%
001-076-576-95-35-00	Small Tools & Minor Equipment	3,000	-	-	0%
TOTAL SUPPLIES		\$ 9,600	\$ 340.85	\$ 1,364.74	14%
Services & Charges					
001-076-576-95-41-00	Professional Services (3)	\$ 337,000	\$ 5,226.07	\$ 119,359.15	35%
001-076-576-95-41-04	Copying	2,000	-	-	0%
001-076-576-95-42-00	Communications	2,900	270.76	2,732.75	94%
001-076-576-95-42-02	Postage	500	-	8.87	2%
001-076-576-95-43-00	Travel	3,800	-	-	0%
001-076-576-95-44-00	Advertising	-	-	200.00	*
001-076-576-95-49-01	Memberships	3,000	480.00	3,060.00	102%
001-076-576-95-49-03	Training - Seminars/Conference	7,600	100.60	909.30	12%
TOTAL SERVICES & CHARGES		\$ 356,800	\$ 6,077.43	\$ 126,270.07	35%
TOTAL PLANNING & DEVELOPMENT		\$ 1,195,900	\$ 40,300.36	\$ 809,377.09	68%
Recreation Programs Section					
001-076-571-18-11-00	Salaries	\$ 572,200	\$ 18,409.63	\$ 477,782.10	83%
001-076-571-18-12-00	Overtime	-	307.81	5,016.40	*

Account Number	Description	2021-2022 BUDGET	Monthly Actual	Actual Exp. To Date	21/22 % Expended
001-076-571-18-13-00	Part-Time (Lifeguards)	169,600	-	76,910.17	45%
001-076-571-18-13-02	Part-Time (Facility Monitors)	40,400	519.49	12,240.87	30%
001-076-571-18-13-03	Part-Time (Recreation)	21,100	-	-	0%
001-076-571-18-14-00	Standby Pay	-	-	3,960.00	*
001-076-571-18-21-00	Benefits	224,200	11,225.06	233,038.43	104%
TOTAL PERSONNEL		\$ 1,027,500	\$ 30,461.99	\$ 808,947.97	79%
001-076-571-18-31-00	Office & Operating Supplies	\$ 42,000	\$ 8,769.61	\$ 45,916.39	109%
001-076-571-18-32-00	Fuel	400	-	253.86	63%
001-076-571-18-35-00	Small Tools & Minor Equipment	8,000	-	1,371.53	17%
TOTAL SUPPLIES		\$ 50,400	\$ 8,769.61	\$ 47,541.78	94%
001-076-571-18-41-00	Prof. Svcs-Recreation (4)	\$ 223,800	\$ 14,260.95	\$ 217,971.13	97%
001-076-571-18-41-04	Copying	54,000	-	14,345.17	27%
001-076-571-18-42-00	Communications	4,200	456.12	5,664.47	135%
001-076-571-18-42-02	Postage	4,000	-	22.75	1%
001-076-571-18-43-00	Travel	2,000	-	-	0%
001-076-571-18-44-00	Advertising	14,000	-	5,014.83	36%
001-076-571-18-45-00	Equipment Rental	99,600	6,302.51	83,253.01	84%
001-076-571-18-48-00	Software Maintenance	-	-	2,312.10	*
001-076-571-18-49-01	Membership	1,000	-	491.78	49%
001-076-571-18-49-02	Merchant Fees	12,000	988.73	14,136.89	118%
001-076-571-18-49-03	Training - Seminars/Conference	15,800	255.00	2,934.56	19%
TOTAL SERVICES & CHARGES		\$ 430,400	\$ 22,263.31	\$ 346,146.69	80%
TOTAL RECREATION PROGRAMS		\$ 1,508,300	\$ 61,494.91	\$ 1,202,636.44	80%
Park Resource Management					
001-076-576-80-11-00	Salaries	\$ 1,899,600	\$ 86,359.82	\$ 1,850,895.39	97%
001-076-576-80-12-00	Overtime	78,000	7,584.28	52,437.54	67%
001-076-576-80-13-00	Part-Time (Summer Help)	324,500	-	95,644.08	29%
001-076-576-80-14-00	On Call Pay	-	792.00	1,419.00	*
001-076-576-80-21-00	Benefits	1,106,900	39,636.60	929,788.54	84%
TOTAL PERSONNEL		\$ 3,409,000	\$ 134,372.70	\$ 2,930,184.55	86%
001-076-576-80-31-00	Office & Operating Supplies (5)	\$ 420,000	\$ 29,631.56	\$ 387,998.77	92%
001-076-576-80-31-04	Safety Clothing	24,800	5,579.31	11,204.10	45%
001-076-576-80-31-06	Signs & Markers	12,000	253.99	7,473.93	62%
001-076-576-80-32-00	Fuel	73,000	15,218.63	76,438.67	105%
001-076-576-80-35-00	Small Tools & Equipment	60,000	9,399.30	24,609.05	41%
TOTAL SUPPLIES		\$ 589,800	\$ 60,082.79	\$ 507,724.52	86%
001-076-576-80-41-00	Professional Services (6)	\$ 1,277,360	\$ 85,321.77	\$ 1,055,115.53	83%
001-076-576-80-42-00	Communications	20,500	2,174.66	30,038.21	147%
001-076-576-80-43-00	Travel	3,000	326.84	408.94	14%
001-076-576-80-45-00	Operating Rentals & Leases	150,000	17,353.96	127,158.94	85%
001-076-576-80-47-00	Utilities	495,420	32,913.42	609,078.13	123%
001-076-576-80-48-00	Repair & Maintenance	134,000	1,154.44	70,716.92	53%
001-076-576-80-49-01	Memberships	800	-	312.98	39%
001-076-576-80-49-03	Training - Seminars/Conference	32,200	1,904.78	9,868.06	31%
TOTAL SERVICES & CHARGES		\$ 2,113,280	\$ 141,149.87	\$ 1,902,697.71	90%
001-076-594-76-64-80	Machinery & Equipment (7)	\$ 124,000	\$ -	\$ 62,518.00	50%
TOTAL CAPITAL		\$ 124,000	\$ -	\$ 62,518.00	50%

Account Number	Description	2021-2022 BUDGET	Monthly Actual	Actual Exp. To Date	21/22 % Expended
TOTAL PARK RESOURCE MANAGEMENT		\$ 6,236,080	\$ 335,605.36	\$ 5,403,124.78	87%
TOTAL DEPARTMENT		\$ 11,152,000	\$ 536,756.05	\$ 9,237,558.61	83%

- (1) Park restoration projects, tree planting, first aid supplies, tools, signage, safety equipment, volunteer appreciation gifts.
- (2) Annual volunteer dinner, water tank fillings, Earth Day event.
- (3) Wetland monitoring, land acquisition support, landscape architectural/engineering services, park surveys.
- (4) Special events-most cancelled in 2021 due to COVID-19. Recreation guide graphic design.
- (5) Fertilizer, grass seed, soil, playground chips, project supplies, custodial supplies, irrigation, safety.
- (6) Custodial, maintenance contracts, park sweeping, turf maintenance, tree service.
- (7) Ford F150 for increased seasonal staff, tow-behind blower, maintenance equipment.

City of Sammamish
General Fund

Non-Departmental Department

**Biennial Budget to Biennial Actual Expenditure Comparison
Month Ending December 31, 2022**

Account Number	Description	2021-2022 BUDGET	Monthly Actual	Actual Exp. To Date	21/22 % Expended
Covid Response Section					
001-090-518-30-11-19	Salaries-Facilities	\$ -	\$ -	\$ 36,089.11	*
001-090-518-30-20-19	Benefits-Facilities	-	-	11,605.45	*
TOTAL PERSONNEL		\$ -	\$ -	\$ 47,694.56	*
001-090-518-30-31-19	Supplies-Facilities	\$ -	\$ -	\$ 6,298.05	*
001-090-518-50-31-19	Supplies-Non Dept	-	-	1,439.18	*
001-090-543-10-31-19	Supplies-Public Works	-	-	70.29	
001-090-571-18-31-19	Supplies-Parks Recreation	-	-	4,607.37	
TOTAL SUPPLIES		\$ -	\$ -	\$ 12,414.89	*
001-090-518-30-41-19	Professional Services-Facilities	\$ -	\$ -	\$ 40,231.76	*
001-090-518-81-41-19	Professional Services-IT COVID Response	-	5,171.25	25,363.75	*
001-090-518-90-41-19	Professional Services-COVID Response	2,144,140	-	-	0%
001-090-548-65-41-19	Professional Services-Fleet Mntnce	-	-	230.50	*
001-090-557-20-41-19	Professional Services-Human Services	-	-	442,705.95	*
001-090-557-21-41-19	Professional Services-Communications	-	-	9,909.00	*
001-090-558-70-41-19	Small Business Grants	-	-	812,962.23	*
001-090-518-30-42-19	Communications-Facilities	-	83.60	775.13	*
001-090-558-50-42-19	Communications-DCD Permits	-	-	2,162.31	*
001-090-558-60-42-19	Communications-DCD Planning	-	-	6,560.56	*
001-090-548-65-43-19	Travel-Equipment Rental	-	-	128.39	*
001-090-576-80-45-19	Operating Rentals-Parks Resources	-	-	24,099.68	*
TOTAL SERVICES & CHARGES		\$ 2,144,140	\$ 5,254.85	\$ 1,365,129.26	64%
001-090-594-18-64-19	Capital IT	\$ -	\$ 90,067.05	\$ 292,058.06	
TOTAL CAPITAL		\$ -	\$ 90,067.05	\$ 292,058.06	*
TOTAL COVID RESPONSE-see note below		\$ 2,144,140	\$ 95,321.90	\$ 1,717,296.77	80%

Other General Governmental Services

001-090-518-50-31-00	Office & Operating Supplies (1)	\$ 100,000	\$ 11,158.79	\$ 72,784.56	73%
001-090-518-90-31-05	Meeting Meals (2)	30,000	288.13	6,998.76	23%
TOTAL SUPPLIES		\$ 130,000	\$ 11,446.92	\$ 79,783.32	61%
001-090-518-90-41-02	Prof Svcs-GIS Attribute Mapping	\$ -	\$ 47,111.05	\$ 62,396.80	*
001-090-518-90-41-53	Intergovernmental Taxes	-	-	74.50	*
001-090-518-90-42-00	Communications	-	1.60	105.43	*
001-090-518-90-42-02	Postage	13,000	282.40	13,674.57	105%
001-090-518-90-45-00	Operating Rentals & Leases	5,300	467.06	5,587.89	105%
001-090-518-90-47-00	Utilities-Storm Water Fees	32,500	-	87,652.50	270%
001-090-518-90-49-00	Miscellaneous	-	-	711.77	*
001-090-518-90-49-01	Memberships	500	1,430.20	2,219.60	444%
001-090-518-90-49-02	Merchant Fees	450,000	15,521.18	335,549.01	75%
001-090-537-70-47-01	Recycling	-	-	43,237.61	*
001-090-544-40-41-95	Concurrency Prof Svcs-GMHB	198,100	-	116,931.51	59%

Account Number	Description	2021-2022 BUDGET	Monthly Actual	Actual Exp. To Date	21/22 % Expended
001-090-558-20-41-00	Prof Svcs-Historical Eddy House	25,000	-	25,000.00	100%
001-090-558-20-41-01	Prof Svcs-Historical Albrecht Barn	-	-	25,000.00	*
001-090-558-60-41-95	DCD Prof Svcs-GMHB	198,100	-	182,421.93	92%
001-090-558-70-49-14	Sammamish Chamber of Commerce	1,200	-	-	0%
TOTAL SERVICES & CHARGES		\$ 923,700	\$ 64,813.49	\$ 900,563.12	97%

001-090-518-80-41-52	Interfund-Technology	\$ 4,994,766	\$ 206,959.82	\$ 4,994,765.84	100%
001-090-518-90-46-53	Interfund-Insurance	919,900	(40,358.30)	919,900.00	100%
001-091-518-90-48-00	Admin Dept Fleet R & M	5,159	255.58	5,158.96	100%
001-091-518-90-49-00	Admin Dept Fleet Replacement	3,730	155.42	3,730.04	100%
001-091-518-30-48-00	Facilities Dept Fleet R & M	6,410	367.92	6,410.04	100%
001-091-518-30-49-00	Facilities Dept Fleet Replacement	19,630	817.92	19,630.04	100%
001-091-542-10-48-00	PW Engr-Insp Fleet R & M	19,812	1,040.00	19,812.00	100%
001-091-542-10-49-00	PW Engr-Insp Fleet Replacement	128,116	5,338.17	128,116.04	100%
001-091-542-90-48-00	Street Fleet R&M	316,555	15,573.67	316,555.04	100%
001-091-542-90-49-00	Street Fleet Replacement	363,448	15,143.67	363,448.04	100%
001-091-558-60-48-00	Comm Dev Dept Fleet R & M	20,091	1,098.08	20,090.96	100%
001-091-558-60-49-00	Comm Dev Dept Fleet Repl	40,000	1,666.67	40,000.04	100%
001-091-571-10-48-00	Parks Dept Fleet R & M	7,500	314.00	7,500.00	100%
001-091-571-10-49-00	Parks Dept Fleet Replacement	4,238	176.58	4,237.92	100%
001-091-576-80-48-00	Parks M&O Fleet R & M	213,690	9,894.58	213,689.96	100%
001-091-576-80-49-00	Parks M&O Fleet Replacement	282,870	11,786.25	282,870.00	100%
TOTAL INTERFUND		\$ 7,345,915	\$ 230,230.03	\$ 7,345,914.92	100%

TOTAL OTHER GENERAL GOVT SVCS		\$ 8,399,615	\$ 306,490.44	\$ 8,326,261.36	99%
--------------------------------------	--	---------------------	----------------------	------------------------	------------

Pollution Control Section

001-090-553-70-41-00	Intgovtl Svc's - Air Pollution	\$ 126,400	\$ -	\$ 125,768.00	100%
TOTAL INTERGOVERNMENTAL		\$ 126,400	\$ -	\$ 125,768.00	100%

TOTAL POLLUTION CONTROL		\$ 126,400	\$ -	\$ 125,768.00	100%
--------------------------------	--	-------------------	-------------	----------------------	-------------

Public Health Section

001-090-562-00-41-00	External Taxes - Alcoholism	\$ 36,000	\$ 5,210.49	\$ 30,055.56	83%
TOTAL INTERGOVERNMENTAL		\$ 36,000	\$ 5,210.49	\$ 30,055.56	83%

TOTAL PUBLIC HEALTH		\$ 36,000	\$ 5,210.49	\$ 30,055.56	83%
----------------------------	--	------------------	--------------------	---------------------	------------

Interfund Transactions Section

001-090-597-11-55-31	Oper Trnsfr - Gen Gov CIP	\$ 5,850,000	\$ 279,166.67	\$ 5,850,000.04	100%
001-090-597-11-55-34	Oper Trnsfr - Transport CIP	5,320,000	-	5,320,000.00	100%
001-090-597-11-96-52	Oper Trnsfr - Tech Fund	-	-	9,742.50	*
001-090-597-11-96-55	Oper Trnsfr - SWM Oper Fund	-	-	24,959.74	*
001-090-597-11-55-51	Oper Trnsfr - ER&R	-	-	2,706.25	*
TOTAL INTERFUND TRANSACTIONS		\$ 11,170,000	\$ 279,166.67	\$ 11,207,408.53	100%

TOTAL DEPARTMENT		\$ 21,876,155	\$ 686,189.50	\$ 21,406,790.22	98%
-------------------------	--	----------------------	----------------------	-------------------------	------------

COVID RESPONSE SECTION: \$211,899.37 was spent on employee retention pay on the August 20, 2022 payroll. The actual expenditures are reported in the personnel sections of each department from which employees are paid. \$37,408.49 was transferred to the 408, 501, and 502 Funds to cover the retention pay for employees paid from those funds. \$1,623.75 was paid from the ARPA Fund. The total of the retention pay from COVID response and ARPA funds was \$213,523.12

Account Number	Description	2021-2022 BUDGET	Monthly Actual	Actual Exp. To Date	21/22 % Expended
----------------	-------------	---------------------	-------------------	------------------------	---------------------

- (1) Kitchens, office, first-aid supplies, personal protective equipment, small equipment under \$5,000 not considered "attractive".
- (2) all city staff, 2 employee appreciation events-BBQ and employee of the year awards.
- (3) 75% of the cost of a mechanic's lift to maintain vehicles and equipment. Remained in Stormwater.

City of Sammamish

American Rescue Plan Act Fund

Biennial Budget to Biennial Actual Expenditure Comparison
Month Ending December 31, 2022

Account Number	Description	2021-2022 BUDGET	Monthly Actual	Actual Exp. To Date	21/22 % Expended
002-000-518-30-11-00	Salaries	\$ 105,600	\$ 9,100.52	\$ 132,273.18	125%
002-000-518-30-21-00	Benefits	31,300	2,736.44	39,188.32	125%
TOTAL PERSONNEL		\$ 136,900	\$ 11,836.96	\$ 171,461.50	125%
002-000-518-90-41-00	Professional Services	\$ 4,623,012	\$ -	\$ -	0%
002-000-524-20-41-02	Prof Svcs-Contracted Plan Rev	-	13,485.04	13,485.04	*
TOTAL DEBT SERVICE		\$ 4,623,012	\$ 13,485.04	\$ 13,485.04	0%
TOTAL FUND		\$ 4,759,912	\$ 25,322.00	\$ 184,946.54	4%

City of Sammamish

G.O. Debt Service Fund

**Biennial Budget to Biennial Actual Expenditure Comparison
Month Ending December 31, 2022**

Account Number	Description	2021-2022 BUDGET	Monthly Actual	Actual Exp. To Date	21/22 % Expended
201-000-591-95-71-01	PWTF Loan Princ	\$ 533,333	\$ -	\$ 533,333.34	100%
201-000-592-95-83-01	Interest on PWTF Debt	2,667	-	2,666.67	100%
TOTAL DEBT SERVICE		\$ 536,000	\$ -	\$ 536,000.01	100%
TOTAL FUND		\$ 536,000	\$ -	\$ 536,000.01	100%

City of Sammamish

Street Fund

**Biennial Budget to Biennial Actual Expenditure Comparison
Month Ending December 31, 2022**

Account Number	Description	2021-2022 BUDGET	Monthly Actual	Actual Exp. To Date	21/22 % Expended
101-000-597-00-00-01	Oper Trnsfr - General Fund	\$ 12,445,316	\$ 102,950.47	\$ 12,427,276.69	100%
TOTAL INTERFUND		\$ 12,445,316	\$ 102,950.47	\$ 12,427,276.69	100%
TOTAL FUND		\$ 12,445,316	\$ 102,950.47	\$ 12,427,276.69	100%

Street Fund expenditures moved to the Public Works department in the General Fund in 2021.

City of Sammamish

General Government Capital Improvement Fund

Biennial Budget to Biennial Actual Expenditure Comparison

Month Ending December 31, 2022

Account Number	Description	2021-2022 BUDGET	Monthly Actual	Actual Exp. To Date	21/22 % Expended
301-000-594-19-64-00	Art Sculpture	\$ 200,000	\$ -	\$ -	0%
301-104-594-73-63-00	Fire St 81 Sewer Connection	500,000	-	16,358.46	3%
301-105-594-73-63-00	Fire St 82 Improvements	700,000	42,262.40	407,632.20	58%
301-106-594-73-63-00	Fire St 83 Improvements	300,000	18,172.26	94,683.58	32%
301-107-594-73-63-00	Boys/Girls Club Parking Lot	200,000	-	-	0%
301-108-594-73-63-00	Pine Lake Restroom ADA	75,000	5,338.04	5,338.04	7%
301-109-594-73-63-00	Beaver Lake Restroom ADA	75,000	-	-	0%
301-110-594-73-63-00	Big Rock Park ADA	300,000	-	-	0%
301-111-594-73-63-00	City Hall Renovation	1,650,000	-	-	0%
301-112-594-73-63-00	MOC Renovation	3,469,100	20,750.26	2,957,907.98	85%
301-113-594-19-63-00	Security Cameras-CH & MOC	230,000	6,301.57	6,301.57	3%
TOTAL CAPITAL		\$ 7,699,100	\$ 92,824.53	\$ 3,488,221.83	45%
TOTAL FUND		\$ 7,699,100	\$92,824.53	\$3,488,221.83	45%

City of Sammamish

Parks Capital Improvement Fund

**Biennial Budget to Biennial Actual Expenditure Comparison
Month Ending December 31, 2022**

Account Number	Description	2021-2022 BUDGET	Monthly Actual	Actual Exp. To Date	21/22 % Expended
Sammamish Commons					
302-315-594-76-63-00	Skate Park Rehab	\$ 300,000	\$ -	\$ 16,635.00	*
Parks Capital Replacement Program					
302-336-594-76-63-00	Parks Capital Replacement Prog	400,000	29,330.84	134,751.84	34%
Capital Contingency Reserve					
302-337-594-76-67-01	Capital Contingency Reserve	752,000	-	-	0%
Land Acquisition					
302-337-594-76-61-00	Land Acquisition	3,573,600	320.00	3,018,826.73	84%
Reard/Freed Farmhouse					
302-341-594-76-63-00	Reard/Freed Farmhouse	115,900	-	39,107.72	34%
Community Center					
302-343-594-76-63-00	Community Center	-	12,092.50	49,635.99	*
Big Rock Park					
302-374-594-76-63-00	Big Rock Park Site B-Phase I	-	-	420,039.87	*
302-380-594-76-63-00	Beaton/Big Rock Park Mstr Pln	275,000	34,478.98	195,467.15	71%
Beaver Lake Park					
302-319-594-76-63-00	Bvr Lake Ballfield Rehab	400,000	-	33,217.51	8%
Trails/Pathways					
302-317-594-76-63-00	Environ Interpret/Habitat Sign	25,000	-	-	0%
302-352-594-76-63-00	Samm Trail Connection-Phase I	200,000	-	-	0%
E. Sammamish Park					
302-313-594-76-63-00	Baseball Field Rehab	640,000	-	-	0%
302-314-594-76-63-00	Pickleball Courts	150,000	-	145,188.57	97%
Future Trail Connections					
302-361-594-76-63-00	Future Trail Connections	500,000	-	-	0%
School Parks					
302-316-594-76-63-00	Inglewood MS Artificial Turf	5,199,800	81,475.90	242,003.94	5%
302-320-594-76-63-00	Eastlake Field #3 Turf Replcmt	1,680,000	1,480.05	22,542.30	1%
Town Center Park Projects					
302-372-594-76-63-00	Future Town Center Park Project	325,000	-	-	0%
ADA Barrier Removal					
302-381-594-76-63-00	Parks ACA Barrier Removal	350,000	-	-	0%
Klahanie Park Master Plan					
302-377-594-76-63-00	Klahanie Park Master Plan	86,600	3,740.10	24,147.60	28%
Park Wayfinding					
302-378-594-76-63-00	Park Systemwide Wayfinding	101,500	-	15,612.91	15%
Athletic Field Projects					
302-383-594-76-63-00	Athletic Field Projects	5,000,000	-	-	0%
TOTAL CAPITAL		\$ 20,074,400	\$ 162,918.37	\$ 4,357,177.13	22%
302-000-597-00-00-01	Transfer to General Fund	\$ 25,000	\$ -	\$ 25,000.00	
TOTAL INTERFUND		\$ 25,000	\$ -	\$ 25,000.00	100%
TOTAL FUND		\$ 20,099,400	\$ 162,918.37	\$ 4,382,177.13	22%

City of Sammamish

Transportation Capital Improvement Fund

Biennial Budget to Biennial Actual Expenditure Comparison
Month Ending December 31, 2022

Account Number	Description	2021-2022 BUDGET	Monthly Actual	Actual Exp. To Date	21/22 % Expended
Intersection Improvements					
340-115-595-30-63-00	Intersection Improvements	\$ 100,000	\$ -	\$ -	0%
Sidewalk Program					
340-118-595-61-63-00	Sidewalk Program	400,000	6,699.55	95,405.28	24%
Street Lighting Program					
340-132-595-63-63-00	Street Lighting Program	15,000	-	-	0%
Capital Contingency Reserve					
340-136-595-95-67-01	Capital Contingency Reserve (1)	31,329	-	-	0%
Issaquah Fall City Road					
340-150-595-10-61-00	IFCR Phase 1: 242nd - Klahanie	-	-	5,902.65	
340-150-595-10-63-00	IFCR Phase 1: 242nd - Klahanie	7,600,000	45,837.49	7,430,328.11	98%
340-150-595-10-63-02	IFCR Ph 2: Klahanie-Iss/Bvr Lk Rd	400,000	-	69,928.99	17%
340-150-595-61-63-00	IFCR Phase 2	-	-	26,500.00	*
218th Avenue SE					
340-152-595-30-63-00	218th/216th: SE 4th to Inglewood	43,000	124.72	2,320.13	5%
SE 4th Street Design					
340-157-595-30-61-00	SE 4th St Land	-	-	184,483.24	
340-157-595-30-63-00	SE 4th St Design/Construction (2)	450,000	13,212.05	(1,416,020.97)	-315%
School Safety Zone					
340-160-595-61-63-00	School Safety Zone Improv.	50,000	-	-	0%
ITS Phase 2					
340-165-595-30-63-00	ITS Phase 2-228th/NE 12th-SR202	600,000	(1,766.33)	851,014.99	142%
ITS Phase 3					
340-173-595-30-63-00	ITS Phase 3-Closed Circuit TV	100,000	-	-	0%
8th/218th: 212th - SE 4th					
340-166-595-30-63-00	8th/218th: 212th - SE 4th	47,000	124.72	2,144.26	5%
Louis Thompson Road					
340-168-595-30-63-00	Louis Thompson Road-Improv	-	2,115.35	2,115.35	*
Issaquah Pine Lake Road					
340-169-595-30-63-00	IPLR Design	250,000	-	33,926.75	14%
Sahalee Way					
340-162-595-30-63-00	Sahalee Way 220th to C.L.	14,000	-	103.60	1%
340-174-595-30-63-00	Sahalee Way 25th to 37th	300,000	-	-	
340-175-595-30-63-00	Sahalee Way 25th to 37th	712,500	49,098.65	53,526.90	
340-176-595-30-63-00	Non-motorized	1,000,000	-	-	
East Lake Sammamish Shorelane Road					
340-413-595-30-63-00	E Lk Sam Shorelane Road	800,000	3,159.36	51,394.73	6%
212th Gap Project					
340-409-595-30-63-00	212th Ave Gap	-	1,293.46	2,183.66	
244th/SE 32nd					
340-411-595-30-63-00	Se 32nd/244th Ave SE All-way stop	150,000	-	5,897.82	
OTHER NON-MOTORIZED					
340-412-595-30-63-00	Ada Barrier Removal (1)	816,371	84,325.36	644,851.18	79%
TOTAL CAPITAL		\$ 13,879,200	\$ 204,224.38	\$ 8,046,006.67	58%
340-000-597-00-00-21	Oper Trnsfr - Debt Svc PWTF	\$ 536,000	\$ -	\$ 536,001.66	100%
TOTAL INTERFUND		\$ 536,000	\$ -	\$ 536,001.66	100%
TOTAL FUND		\$ 14,415,200	\$ 204,224.38	\$ 8,582,008.33	60%

(1) May 3, 2022 the City Council approved allocating \$69,871 of the \$101,200 Capital Contingency Reserve budget to the ADA Barrier Removal project budget.

(2) Reimbursements for prior years' expenditures were received from utility companies in excess of the amount spent on this project in the 2021-2022 biennium. The result is a negative expenditure recorded in this biennium.

City of Sammamish

Surface Water Management Fund

**Biennial Budget to Biennial Actual Expenditure Comparison
Month Ending December 31, 2022**

Account Number	Description	2021-2022 BUDGET	Monthly Actual	Actual Exp. To Date	21/22 % Expended
Administration					
408-000-531-31-11-00	Salaries	\$ 376,700	\$ 8,120.04	\$ 300,698.76	80%
408-000-531-31-12-00	Overtime	2,000	-	789.34	39%
408-000-531-31-21-00	Benefits	152,300	2,547.43	101,728.56	67%
TOTAL PERSONNEL		\$ 531,000	\$ 10,667.47	\$ 403,216.66	76%
408-000-531-31-31-00	Office & Operating Supplies	\$ 1,400	\$ -	\$ 27.65	2%
408-000-531-31-31-01	Meetings	1,400	-	-	0%
408-000-531-31-32-00	Fuel	4,000	-	-	0%
TOTAL SUPPLIES		\$ 6,800	\$ -	\$ 27.65	0%
408-000-531-31-41-00	Professional Services (1)	\$ 157,500	\$ -	\$ 275,148.47	175%
408-000-531-31-41-01	Professional Services-Studies	75,000	15,028.75	64,970.00	87%
408-000-531-31-41-02	Engineering Services	-	-	41.95	*
408-000-531-31-41-51	Intergovernmental Services (2)	194,100	46,343.97	237,416.81	122%
408-000-531-31-41-53	Intergovernmental Taxes (3)	297,000	28,208.92	357,148.42	120%
408-000-531-31-41-99	Operating Contingency	20,000	-	-	0%
408-000-531-31-41-52	I/G Svcs-Beaver Lake Mgmt Dist	151,000	46,787.61	83,074.93	55%
408-000-531-31-42-00	Communications	-	-	-	*
408-000-531-31-42-02	Postage	-	-	8.27	*
408-000-531-31-43-00	Travel	1,100	-	512.21	47%
408-000-531-31-49-01	Memberships	-	295.00	585.50	*
408-000-531-31-49-03	Training - Seminars/Conference	3,300	-	195.44	6%
TOTAL SERVICES & CHARGES		\$ 899,000	\$ 136,664.25	\$ 1,019,102.00	113%
TOTAL ADMINISTRATION		\$ 1,436,800	\$ 147,331.72	\$ 1,422,346.31	99%
Planning Section					
408-000-531-33-41-02	Laughing Jacobs Creek Plan	\$ 65,000	\$ -	\$ 109,059.21	168%
408-000-531-33-41-04	Pine Lake Creek Basin Plan	200,000	-	-	0%
TOTAL SERVICES & CHARGES		\$ 265,000	\$ -	\$ 109,059.21	41%
TOTAL PLANNING		\$ 265,000	\$ -	\$ 109,059.21	41%
Engineering Section					
408-000-531-32-11-00	Salaries	\$ 1,678,400	\$ 65,705.59	\$ 1,366,538.05	81%
408-000-531-32-12-00	Overtime	2,000	-	368.81	18%
408-000-531-32-21-00	Benefits	626,800	24,978.38	511,792.63	82%
TOTAL PERSONNEL		\$ 2,307,200	\$ 90,683.97	\$ 1,878,699.49	81%
408-000-531-32-31-00	Office & Operating Supplies	\$ 34,000	\$ 6,600.63	\$ 9,888.52	29%
408-000-531-32-31-01	Meetings	3,400	-	138.34	4%
408-000-531-32-31-04	Safety Clothing	1,500	46.31	1,325.70	88%
408-000-531-32-32-00	Fuel	4,000	781.96	9,254.15	231%
408-000-531-32-34-00	Maps	400	-	-	0%
408-000-531-32-35-00	Small Tools & Minor Equipment	3,000	-	3,111.94	104%
TOTAL SUPPLIES		\$ 46,300	\$ 7,428.90	\$ 23,718.65	51%
408-000-531-32-41-00	Professional Services (4)	\$ 1,825,000	\$ 87,800.53	\$ 919,253.21	50%
408-000-531-32-41-05	Beaver Management Program	-	-	5,525.00	*
408-000-531-32-42-00	Communications	6,000	991.72	9,899.34	165%

Account Number	Description	2021-2022 BUDGET	Monthly Actual	Actual Exp. To Date	21/22 % Expended
408-000-531-32-42-02	Postage	-	-	10.30	*
408-000-531-32-43-00	Travel	2,000	-	1,275.20	64%
408-000-531-32-49-01	Memberships	1,900	45.00	2,276.10	120%
408-000-531-32-49-03	Training - Seminars/Conference	10,200	490.25	6,198.35	61%
TOTAL SERVICES & CHARGES		\$ 1,845,100	\$ 89,327.50	\$ 944,437.50	51%
408-000-594-35-64-04	Computer Software	\$ -	\$ -	\$ 12,353.60	*
TOTAL CAPITAL		\$ -	\$ -	\$ 12,353.60	*
TOTAL ENGINEERING		\$ 4,198,600	\$ 187,440.37	\$ 2,859,209.24	68%
Maintenance & Operations Section					
408-000-531-35-11-00	Salaries	\$ 1,012,400	\$ 33,075.09	\$ 825,957.48	82%
408-000-531-35-12-00	Overtime	32,000	6,388.00	50,419.91	158%
408-000-531-35-14-00	On-Call Pay	24,600	2,640.00	36,283.50	147%
408-000-531-35-21-00	Benefits	560,800	16,233.55	412,151.13	73%
TOTAL PERSONNEL		\$ 1,629,800	\$ 58,336.64	\$ 1,324,812.02	81%
408-000-531-35-31-00	Office & Operating Supplies	\$ 249,300	\$ 4,892.49	\$ 53,732.04	22%
408-000-531-35-31-04	Safety Clothing	15,600	-	5,885.89	38%
408-000-531-35-32-00	Fuel	48,000	9,294.78	54,186.42	113%
408-000-531-35-35-00	Small Tools & Minor Equipment	6,400	-	2,092.22	33%
TOTAL SUPPLIES		\$ 319,300	\$ 14,187.27	\$ 115,896.57	36%
408-000-531-35-41-00	Professional Services (5)	\$ 2,925,000	\$ 240,994.38	\$ 2,267,294.70	78%
408-000-531-35-41-01	Prof. Services-General Fund (6)	499,836	20,583.42	499,836.04	100%
408-000-531-35-41-05	Beaver Management Program	40,000	-	58,825.00	147%
408-000-531-35-42-00	Communications	6,000	357.63	8,520.38	142%
408-000-531-35-43-00	Travel	1,800	-	-	0%
408-000-531-35-45-00	Operating Rentals & Leases	42,200	1,884.34	19,078.46	45%
408-000-531-35-47-00	Utility Services	83,000	525.82	61,182.46	74%
408-000-531-35-48-00	Repair & Maintenance	66,000	627.74	17,000.45	26%
408-000-531-35-49-00	Miscellaneous	-	-	158.25	*
408-000-531-35-49-01	Memberships	-	-	207.50	*
408-000-531-35-49-03	Training - Seminars/Conference	29,700	-	7,722.13	26%
TOTAL SERVICES & CHARGES		\$ 3,693,536	\$ 264,973.33	\$ 2,939,825.37	80%
408-000-594-35-64-00	Machinery & Equipment (7)	\$ -	\$ 29,730.78	\$ 29,730.78	*
TOTAL CAPITAL		\$ -	\$ 29,730.78	\$ 29,730.78	*
TOTAL MAINTENANCE & OPERATIONS		\$ 5,642,636	\$ 367,228.02	\$ 4,410,264.74	78%
Total Interfund Section					
408-000-597-00-00-48	Operating Transfers - CIP	\$ 7,973,500	\$ 358,458.33	\$ 7,973,499.96	100%
408-000-531-35-49-51	SWM - Fleet Replacement	95,740	3,989.17	95,740.04	100%
408-000-531-35-48-51	SWM - Fleet R & M	157,386	7,578.58	157,385.96	100%
408-000-531-39-41-52	Interfund - Technology	711,934	29,373.50	711,934.00	100%
408-000-531-39-46-53	Interfund - Risk Management	131,100	(5,725.00)	131,100.00	100%
TOTAL INTERFUND		\$ 9,069,660	\$ 393,674.58	\$ 9,069,659.96	100%
TOTAL FUND		\$ 20,612,696	\$ 1,095,674.69	\$ 17,870,539.46	87%

- (1) Cost of having King County bill for Sammamish stormwater fees. 1% of the SW fee billing plus \$1.63 per account.
- (2) Annual NPDES permit fees, water monitoring, WRIA 8 cost share.
- (3) State B & O taxes on stormwater revenue received by the city.
- (4) 228th repair-\$530,000. Water quality monitoring, stormwater outreach education, biologist to assist with permitting, geotechnical consultant, watershed planning, source control programming.

Account Number	Description	2021-2022 BUDGET	Monthly Actual	Actual Exp. To Date	21/22 % Expended
(5)	Street sweeping, storm system vactoring, storm vault filter replacements, ditch cleaning,& storm pond mowing services- NPDES maintenance requirements.				
(6)	Reimbursement for Facility Department costs paid by the General Fund.				
(7)	25% of the cost of a mechanic's lift to maintain vehicles and equipment. Remaining 75% in General Fund, Non-depart.				

City of Sammamish

Surface Water Capital Projects Fund

**Biennial Budget to Biennial Actual Expenditure Comparison
Month Ending December 31, 2022**

Account Number	Description	2021-2022 BUDGET	Monthly Actual	Actual Exp. To Date	21/22 % Expended
Sidewalk Program					
438-318-595-40-63-00	Sidewalk Program	\$ 50,000	\$ -	\$ -	0%
438-431-595-40-63-00	Zackuse Fish Pass/Stream Rest	-	-	26,173.89	*
Louis Thompson Hill Road					
438-434-595-40-63-00	High Density Storm Pipe	2,326,500	41,473.66	332,627.50	14%
Property Acquisition Fund					
438-441-595-40-61-00	Property Acquisition Fund	500,000	-	-	0%
Opportunity Fund					
438-442-595-40-63-00	Opportunity Fund	100,000	-	-	0%
Ebright Creek Culvert Replacement					
438-454-595-40-63-00	Ebright Creek Culvert	-	-	24,367.94	*
George Davis Creek Fish Passage					
438-472-595-40-63-00	George Davis Creek Fish Passage	3,050,000	66,784.54	321,860.05	11%
Ebright Creek Fish Passage					
438-473-595-40-63-00	Ebright Creek Fish Passage	1,600,000	30,979.32	1,769,603.06	111%
Hazel Wolf Culvert					
438-480-595-40-63-00	Hazel Wolf Culvert Improvement	650,000	-	-	0%
Drainage Resolutions-Major Stormwater Repairs					
438-413-595-40-63-00	Drainage Capital Resolutions	200,000	-	16,052.51	8%
438-474-595-40-63-00	Basin Plan Project Impementation	400,000	-	-	0%
438-481-595-40-63-00	248th Ave Culvert, 21st to 24th	150,000	-	-	0%
438-475-595-40-63-00	Loree Estates Outfall Diversion	250,000	-	-	0%
438-476-595-40-63-00	Storm Retrofit	-	-	19,730.16	*
SWM Component of Transp. Projects					
438-437-595-40-63-00	Iss Fall City Rd 42nd to Klahanie	300,000	-	108,676.19	36%
438-466-595-40-63-00	Future non-motorized	250,000	-	-	0%
438-315-595-40-63-00	Intersection & Safety Improvement	50,000	-	-	0%
438-477-595-40-63-00	Neighborhood TIP Projects	30,000	-	-	0%
TOTAL CAPITAL		\$ 9,906,500	\$ 139,237.52	\$ 2,619,091.30	26%
438-000-582-38-79-01	King Co Rev Bonds-2001	\$ 9,768	\$ -	\$ 9,767.77	100%
438-000-592-38-89-01	King Co Rev Bonds-2001	488	-	487.96	100%
TOTAL INTERGOVERNMENTAL		\$ 10,256	\$ -	\$ 10,255.73	100%
TOTAL FUND		\$ 9,916,756	\$ 139,237.52	\$ 2,629,347.03	27%

City of Sammamish

Equipment Rental & Replacement Fund

**Biennial Budget to Biennial Actual Expenditure Comparison
Month Ending December 31, 2022**

Account Number	Description	2021-2022 BUDGET	Monthly Actual	Actual Exp. To Date	21/22 % Expended
501-000-548-65-11-00	Salaries	\$ 68,100	\$ -	\$ 31,751.45	47%
501-000-548-65-21-00	Benefits	43,700	(1,649.74)	11,918.63	27%
TOTAL PERSONNEL		\$ 111,800	\$ (1,649.74)	\$ 43,670.08	39%
501-000-548-65-31-00	Vehicle/Equipment Supplies	\$ 45,000	\$ 2,124.03	\$ 57,034.41	127%
501-000-548-65-35-00	Small Tools and Equipment	20,000	8,461.31	38,963.13	195%
TOTAL SUPPLIES		\$ 65,000	\$ 10,585.34	\$ 95,997.54	148%
501-000-548-65-41-00	Professional Services	\$ 19,690	\$ 371.18	\$ 6,947.38	35%
501-000-548-65-41-01	Professional Services-auction	-	-	7,505.73	*
501-000-548-65-45-00	Operating Rentals	-	-	13,860.00	*
501-000-548-65-48-00	Repairs and Maintenance	361,214	55,252.13	363,973.25	101%
501-000-548-65-48-07	Repair & Maint - Parts	99,000	13,602.57	96,122.02	97%
501-000-548-65-49-00	Miscellaneous	-	-	542.32	*
TOTAL SERVICES & CHARGES		\$ 479,904	\$ 69,225.88	\$ 488,950.70	102%
501-000-594-48-64-00	Machinery & Equipment (1)	\$ 409,765	\$ 46,138.06	\$ 352,516.52	86%
TOTAL CAPITAL		\$ 409,765	\$ 46,138.06	\$ 352,516.52	86%
TOTAL FUND		\$ 1,066,469	\$ 124,299.54	\$ 981,134.84	92%

(1) 2021 Replacements.

V037 2012 Ford F450 4X4 Supercab \$74,342
V044 2013 Ford F450 2WD Supercab Flatbed \$73,548
E119 John Deere Bunker Rake \$14,812

(1) 2022 Replacements/Purchases

V045 2013 Ford F450 4X4 Crew Cab Flatbed \$80,915
V045 2013 Ford F450 4X4 Crew Cab Flatbed \$76,148
F250 Service body Truck for mechanic \$60,000
Lift for mechanic \$30,000

City of Sammamish

Information Technology Fund

**Biennial Budget to Biennial Actual Expenditure Comparison
Month Ending December 31, 2022**

Account Number	Description	2021-2022 BUDGET	Monthly Actual	Actual Exp. To Date	21/22 % Expended
502-000-518-81-11-00	Salaries	\$ 2,088,000	\$ 92,093.18	\$ 2,101,788.16	101%
502-000-518-81-12-00	Overtime	10,000	245.52	9,758.58	98%
502-000-518-81-13-00	Intern	8,500	-	-	0%
502-000-518-81-14-00	Standby Pay	-	-	726.00	*
502-000-518-81-21-00	Benefits	819,600	35,088.28	799,099.44	97%
TOTAL PERSONNEL		\$ 2,926,100	\$ 127,426.98	\$ 2,911,372.18	99%
502-000-518-81-31-00	Office & Operating Supplies	\$ 40,000	\$ 6,002.67	\$ 112,988.62	282%
502-000-518-81-35-00	Small Tools & Minor Equipment	436,000	61,640.27	206,676.23	47%
TOTAL SUPPLIES		\$ 476,000	\$ 67,642.94	\$ 319,664.85	67%
502-000-518-81-41-00	Professional Services (1)	\$ 1,107,500	\$ 54,863.84	\$ 990,932.81	89%
502-000-518-81-41-01	Prof Svcs-Ortho Photography	140,000	83,105.86	122,105.86	87%
502-000-518-81-41-51	Intergovernmental Services	150,000	12,498.84	99,990.72	67%
502-000-518-81-42-00	Communications	14,000	2,890.86	30,892.05	221%
502-000-518-81-43-00	Postage	4,000	237.56	635.55	16%
502-000-518-81-45-00	Operating Rentals & Leases	55,000	8,127.57	96,129.64	175%
502-000-518-81-48-00	Repair & Maintenance (2)	940,000	66,387.24	807,082.55	86%
502-000-518-81-48-01	Council Chambers AV Repair	100,000	37,140.28	167,041.05	167%
502-000-518-81-49-01	Memberships	900	-	247.03	27%
502-000-518-81-49-03	Training - Seminars/Conference	86,000	3,136.34	37,813.92	44%
TOTAL SERVICES & CHARGES		\$ 2,597,400	\$ 268,388.39	\$ 2,352,871.18	91%
502-000-594-18-64-00	Machinery & Equipment	\$ 535,000	\$ 24,706.04	\$ 230,417.65	43%
TOTAL CAPITAL		\$ 535,000	\$ 24,706.04	\$ 230,417.65	43%
TOTAL FUND		\$ 6,534,500	\$ 488,164.35	\$ 5,814,325.86	89%

City of Sammamish

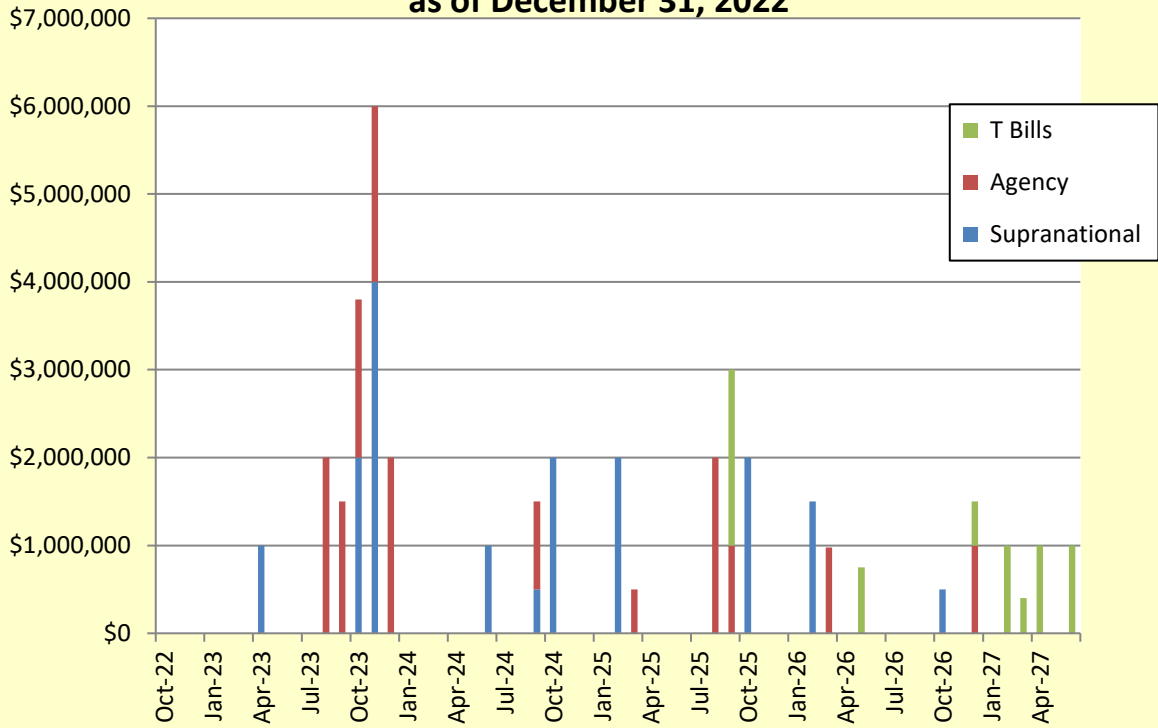
Risk Management Fund

**Biennial Budget to Biennial Actual Expenditure Comparison
Month Ending December 31, 2022**

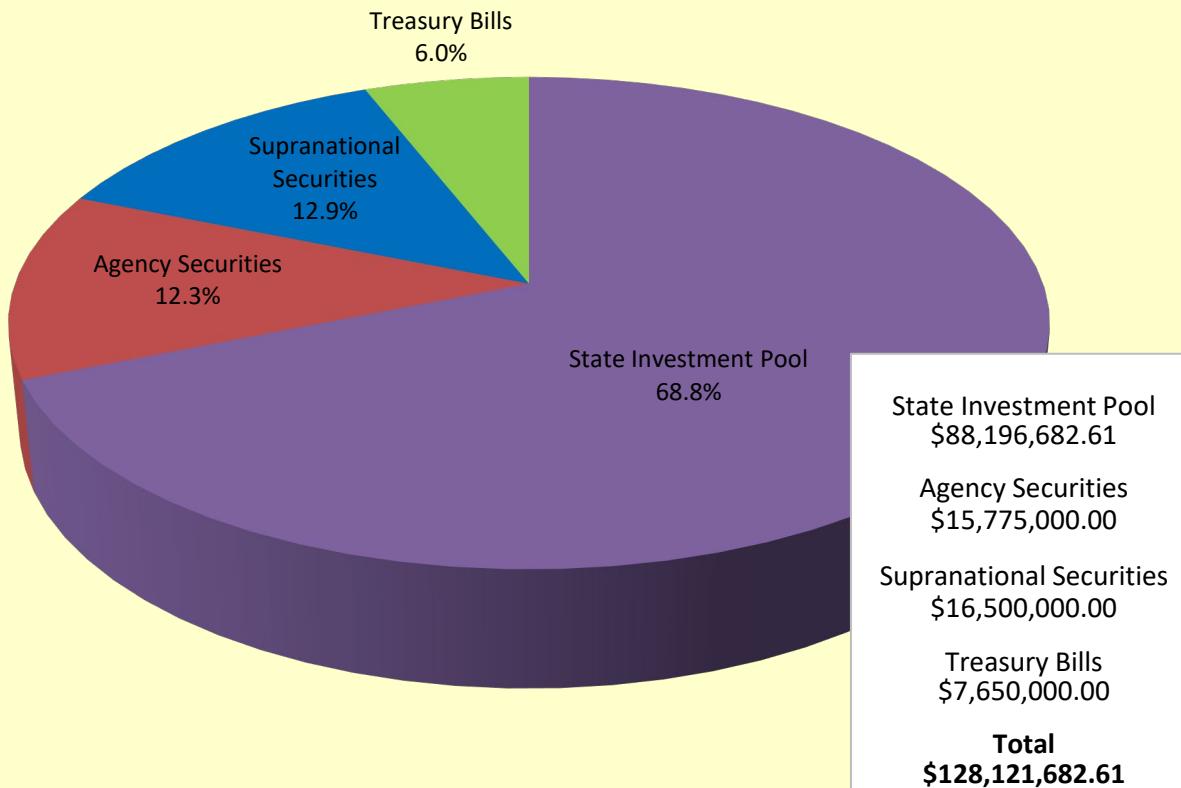
Account Number	Description	2021-2022 BUDGET	Monthly Actual	Actual Exp. To Date	21/22 % Expended
503-000-517-70-22-00	Unemployment Benefits	\$ 110,000	\$ -	\$ 32,001.46	29%
TOTAL PERSONNEL		\$ 110,000	\$ -	\$ 32,001.46	29%
503-000-518-90-46-00	Insurance	\$ 935,000	\$ -	\$ 942,597.27	101%
503-000-518-90-49-00	Miscellaneous	6,000	-	2,380.00	40%
TOTAL SERVICES & CHARGES		\$ 941,000	\$ -	\$ 944,977.27	100%
TOTAL FUND		\$ 1,051,000	\$ -	\$ 976,978.73	93%

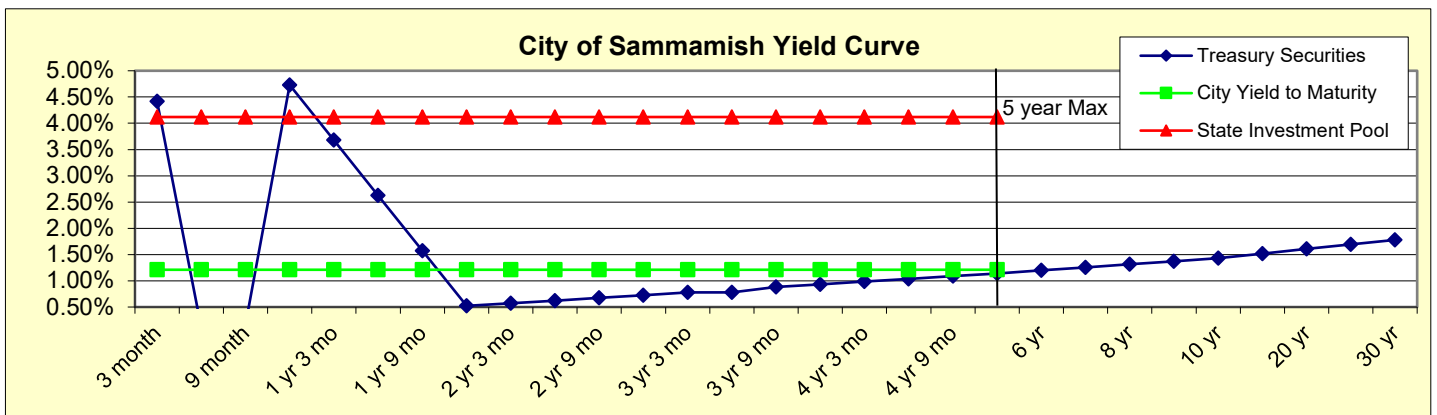
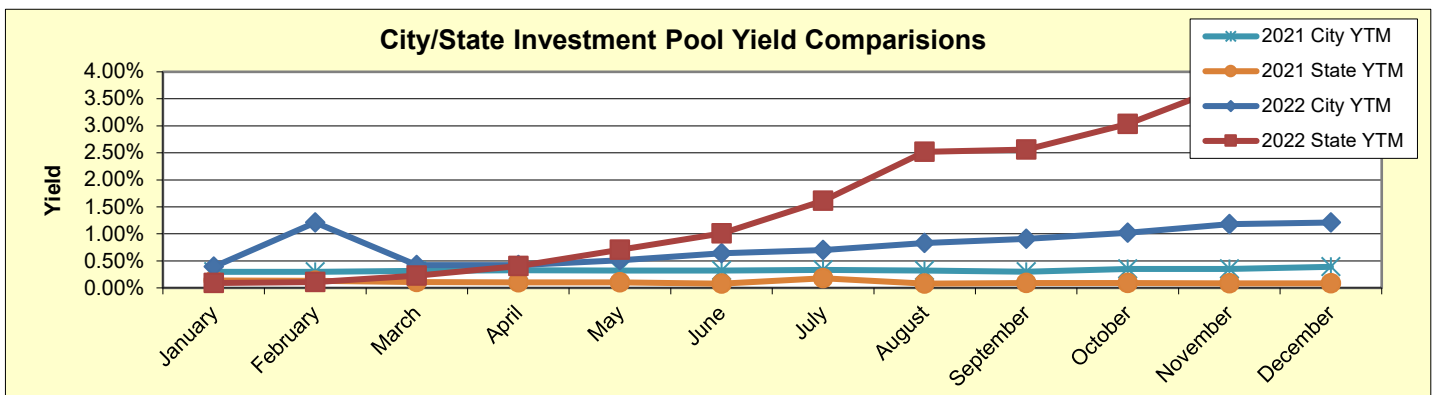
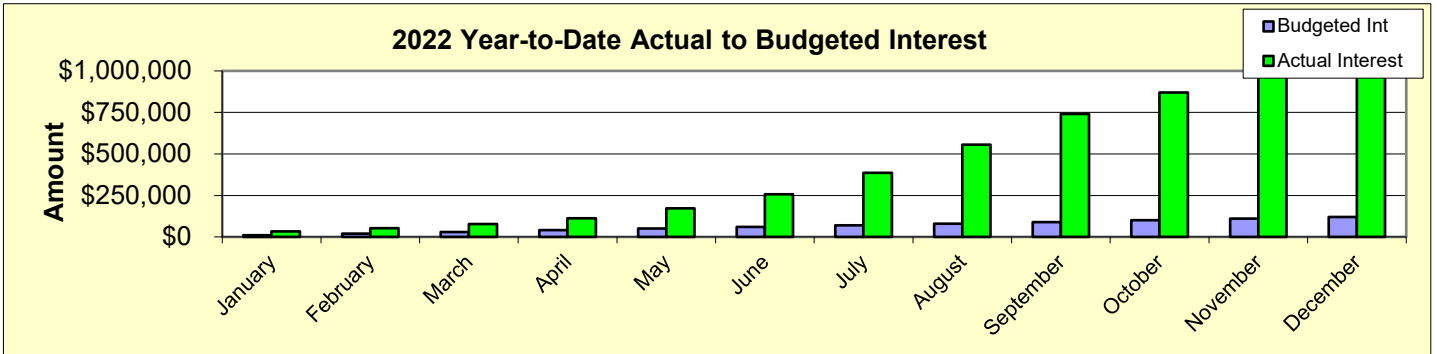
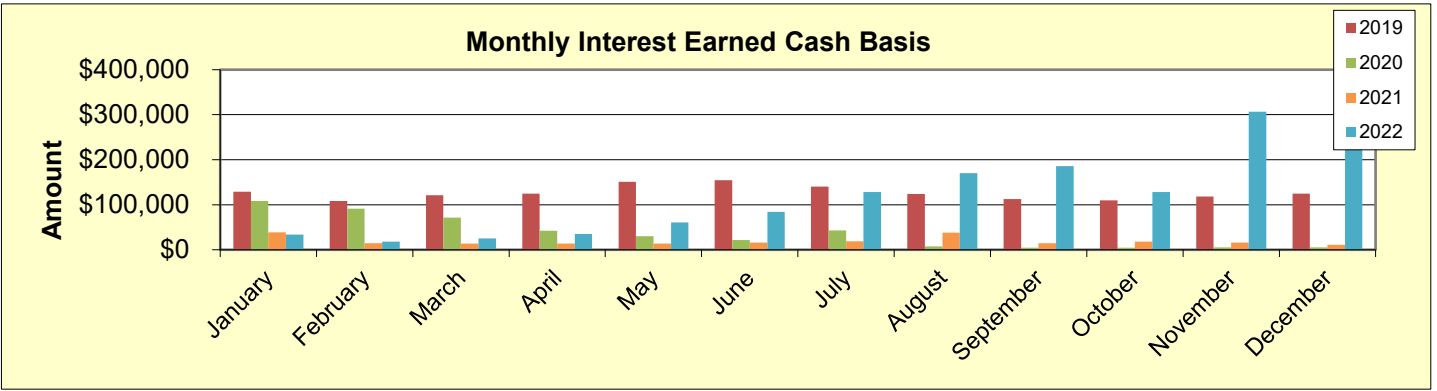
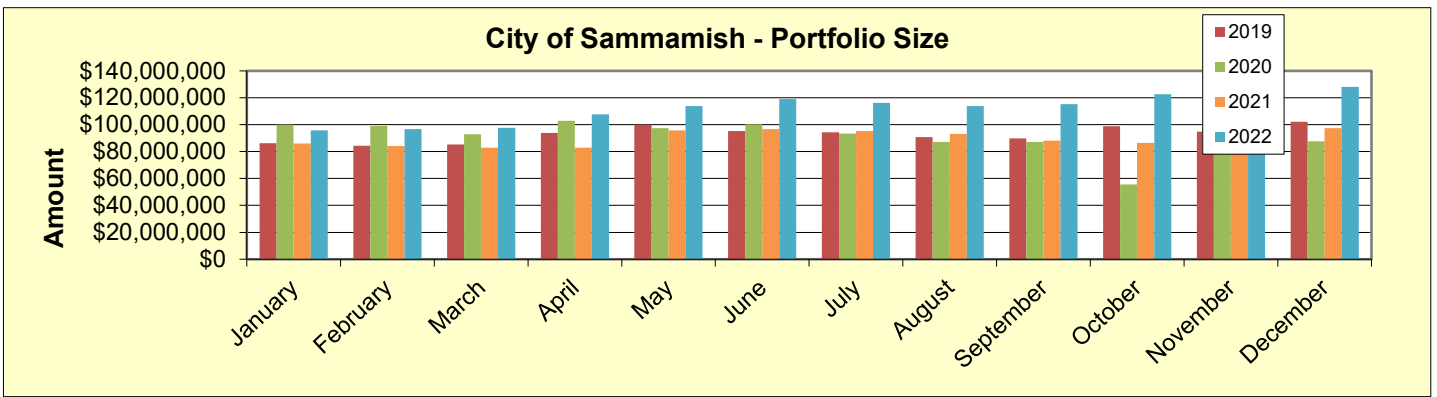
INVESTMENT PORTFOLIO

City of Sammamish Portfolio Maturities as of December 31, 2022



Investments By Category





City of Sammamish
Investment Portfolio
Average Life
As of 12/31/2022

Effective Yield	Actual	Benchmark*
12/31/2022	1.21%	1.71%
3 Months		1.53%
6 Months		1.28%
1 Year		0.91%

*Benchmark equal to U.S. Treasury rates for applicable period

City of Sammamish
Investment Portfolio
Maturity Structure
As of 12/31/2022

Days to Maturity	Latest Maturity Dates	Par Amount	% of the Total	Target %
Overnight	12/31/22	88,196,682.61	68.8%	
2 days to 6 mo	07/01/23	1,000,000.00	0.8%	
6 mo to 1 yr	12/31/23	15,300,000.00	11.9%	
1 yr to 2 yrs	12/31/24	4,500,000.00	3.5%	
2 yrs and less subtotal		108,996,682.61	85.1%	> 65.0%
2 yrs to 3 yrs	12/31/25	7,000,000.00	5.5%	
3 yrs to 4 yrs	12/31/26	7,725,000.00	6.0%	
4 yrs to 5 yrs	12/31/27	4,400,000.00	3.4%	
Greater than 2 yrs		19,125,000.00	14.9%	< 35.0%
Total		128,121,682.61	100.0%	

City of Sammamish
Investment Portfolio
Diversification Structure
As of 12/31/2022

Type of Security	Par Amount	Type %	Type Max %	Class Max %
State Investment Pool	88,196,682.61	68.84%		
Local Pool Sub-Total	88,196,682.61	68.84%		100%
Federal Farm Credit Bank	2,000,000.00	1.56%	20%	
Federal Agricultural Mtg Corp	-	0.00%	20%	
Federal Home Loan Mort Corp	8,300,000.00	6.48%	20%	
Federal Nat'l Mtg Assn	3,000,000.00	2.34%	20%	
Federal Home Loan Bank	2,475,000.00	1.93%	20%	
Resolution Funding Corp	-	0.00%	20%	
Federal Agency Sub-Total	15,775,000.00	12.31%		80%
US Treasury Note	7,650,000.00	5.97%		
Financing Corp	-	0.00%		
US Treasury Sub-Total	7,650,000.00	5.97%		100%
Asian Development Bank	4,500,000.00	3.51%		
Inter-American Development Bank	4,500,000.00	3.51%		
International Finance Corporation	500,000.00	0.39%		
International Bank for R & D	7,000,000.00	5.46%		
Supranational Sub	16,500,000.00	12.88%		20%
Total	128,121,682.61	100.00%	<i>n/a</i>	<i>n/a</i>