

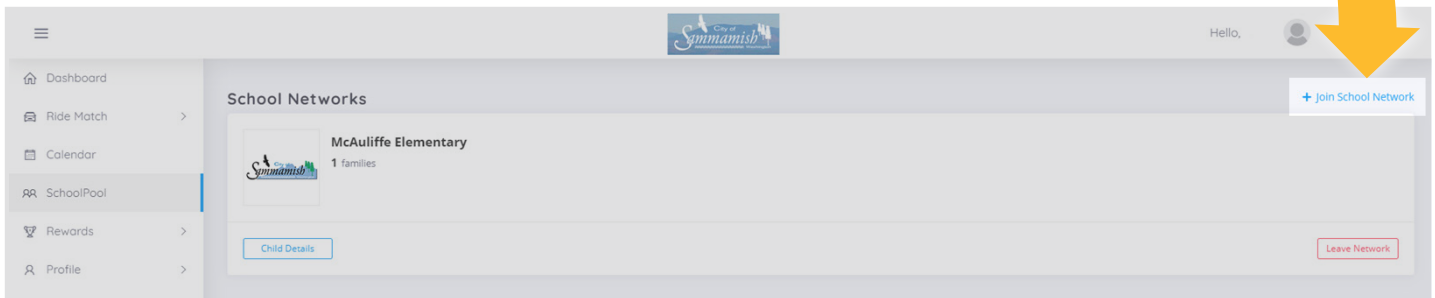


iCARPOOL STEP-BY-STEP

1 GO TO sammpool.icarpool.com in your web browser. Type in your email and password to log into the site.

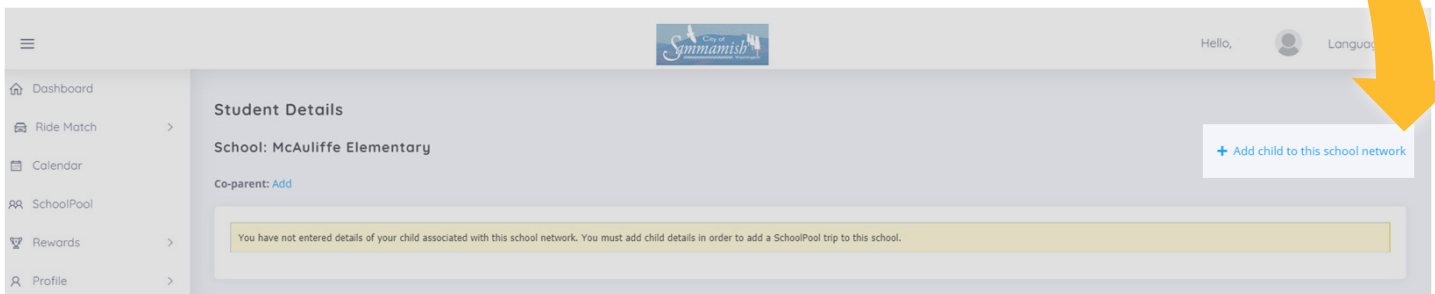
2 ACCESS Your child's SchoolPool page:

- Click "**SchoolPool**" on the left menu bar
- Click "**Join School Network**" on the right to find your school.
- Enter the **Network Association Details** specific to your school



3 ADD YOUR CHILD DETAILS!
If you have not entered your child details, you must in order to find matches.

Enter your child's name, and grade by clicking the blue plus sign that says "**Add child to this school network**" on the right



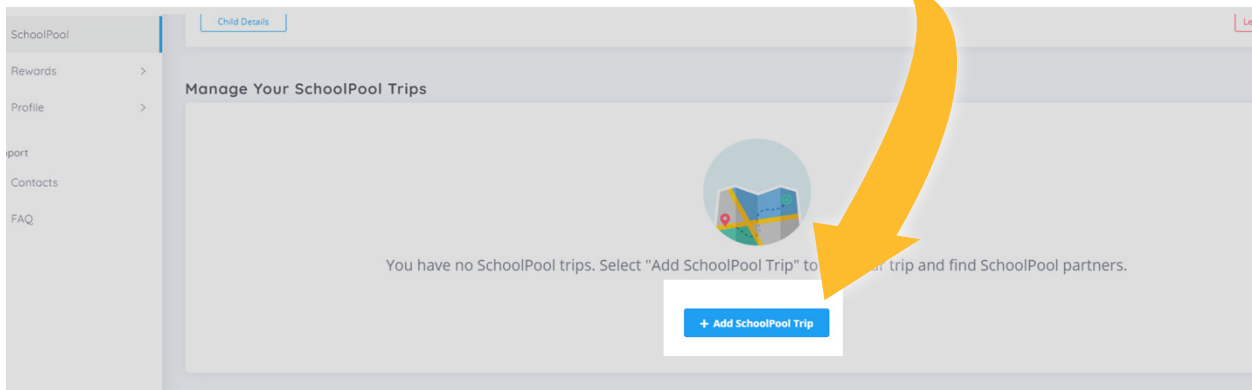


iCARPOOL STEP-BY-STEP, CONTINUED

4 FIND YOUR MATCHES!

Click **"Add SchoolPool Trip"** to enter your trip details.

Submit your trip details to see families walking or driving along your same route.



5 CONTACT other parents to discuss arrangements to travel together to school

Click **"Show Details"** to see a parent's email or phone number (if provided) or click **"Send Message"** to send a message to a parent through the SchoolPool website.

